



HUGE FLUID SOLUTIONS



HUGE PUMP



*HYGIENIC BODY ELECTRICAL
DIAPHRAGM PUMPS*





APPLICATION AREAS

-  MEDICAL INDUSTRY
-  FOOD INDUSTRY
-  PAINT AND COATING INDUSTRY
-  WASTE WATER TREATMENT
-  CHEMICAL INDUSTRY
-  MINING INDUSTRY
-  CERAMIC INDUSTRY
-  RAFINERY

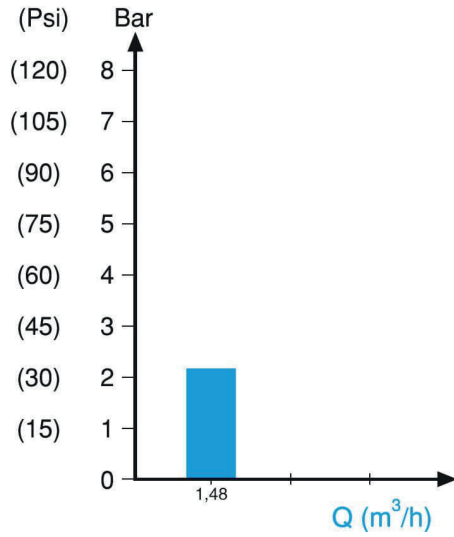
ADVANTAGES

- 1) Solid particles may pass through the pump.
- 2) It can work with an electric motor in environments where there is no or insufficient air.
- 3) Maintenance cost is low .
- 4) The flow rate can be controlled by connecting the driver to the electric motor of the pump.
- 5) The suction depth of this pump is 2 m.
- 6) It has the feature of working dry.

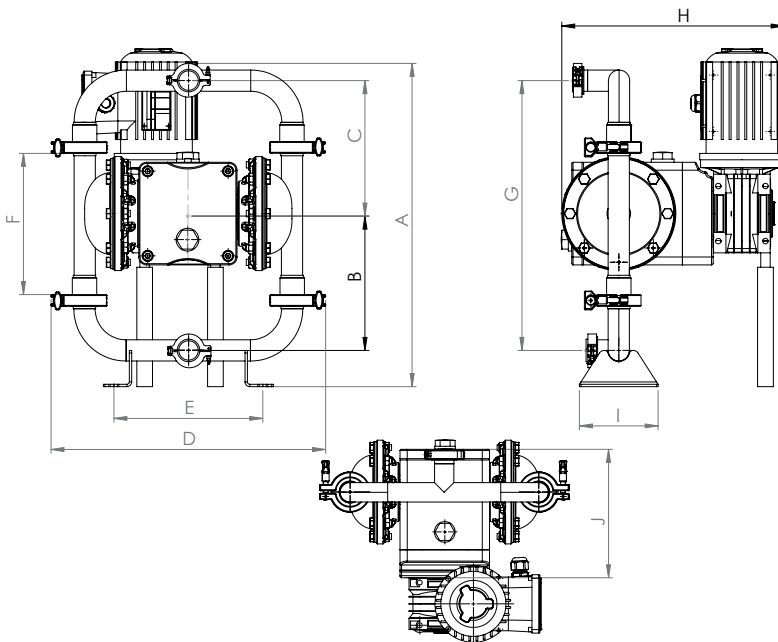
PUMP TECHNICAL SPECIFICATIONS

Max. Operating Pressure	: 2 bar
Voltage	: 380/220 volt 50 hz
Energy Consumption	: 0,25 kw
Displacment/Stroke	: 0,2 lt/strok
Max. Discharge Head	: 20 mss
Suction Head	: 2 m
Solid Particle Permeability	: 3 mm
Max. Capacity	: 1,48 m3/h 24.6 l/min
Reducer Speed	: 60 D/d
Max. Çalışma sıcaklığı	: 100 °C
Inlet	: 3/4 inch
Outlet	: 3/4 inch
Body Material	: Sheet Stainless
Diaphragm Options	: Santoprene, Neoprene, Buna-N, EPDM, Teflon, Viton
Ball Options	: Santoprene, Neoprene, Buna-N, EPDM, Teflon, Viton
Ball Seat Options	: Santoprene, Neoprene, Buna-N, EPDM, Teflon, Viton

DIAPHRAGM PUMPS PERFORMANCE CURVES



PUMP EXTERNAL DIMENSIONS



A	B	C	D	E	F	G	H	I	J
412	171	173	350	190	180	344	283	100	180



APPLICATION AREAS

-  MEDICAL INDUSTRY
-  FOOD INDUSTRY
-  PAINT AND COATING INDUSTRY
-  WASTE WATER TREATMENT
-  CHEMICAL INDUSTRY
-  MINING INDUSTRY
-  CERAMIC INDUSTRY
-  RAFINERY

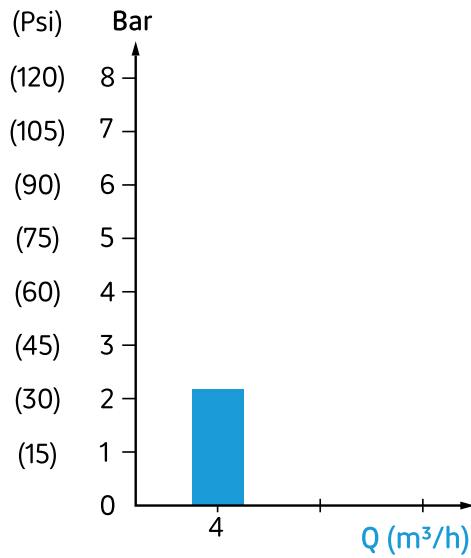
ADVANTAGES

- 1) Solid particles may pass through the pump.
- 2) It can work with an electric motor in environments where there is no or insufficient air.
- 3) Maintenance cost is low .
- 4) The flow rate can be controlled by connecting the driver to the electric motor of the pump.
- 5) The suction depth of this pump is 2 m.
- 6) It has the feature of working dry.

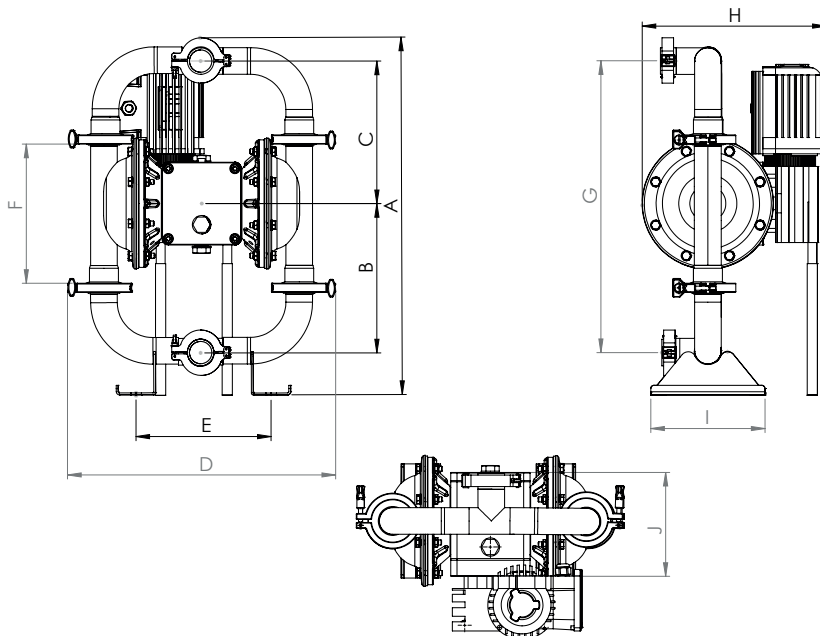
PUMP TECHNICAL SPECIFICATIONS

Max. Operating Pressure	: 2 bar
Voltage	: 380/220 volt 50 hz
Energy Consumption	: 0,55 kw
Displacement/Stroke	: 0,55 lt/strok
Max. Discharge Head	: 20 mss
Suction Head	: 2 m
Solid Particle Permeability	: 4 mm
Max. Capacity	: 4 m3/h 66.66 l/min
Reducer Speed	: 60 D/d
Max. Çalışma sıcaklığı	: 100 °C
Inlet	: 1 inch
Outlet	: 1 inch
Body Material	: Sheet Stainless
Diaphragm Options	: Santoprene, Neoprene, Buna-N, EPDM, Teflon, Viton
Ball Options	: Santoprene, Neoprene, Buna-N, EPDM, Teflon, Viton
Ball Seat Options	: Santoprene, Neoprene, Buna-N, EPDM, Teflon, Viton

DIAPHRAGM PUMPS PERFORMANCE CURVES



PUMP EXTERNAL DIMENSIONS



A	B	C	D	E	F	G	H	I	J
565	235	225	423	213	220	460	290	180	164



APPLICATION AREAS

-  MEDICAL INDUSTRY
-  FOOD INDUSTRY
-  PAINT AND COATING INDUSTRY
-  WASTE WATER TREATMENT
-  CHEMICAL INDUSTRY
-  MINING INDUSTRY
-  CERAMIC INDUSTRY
-  RAFINERY

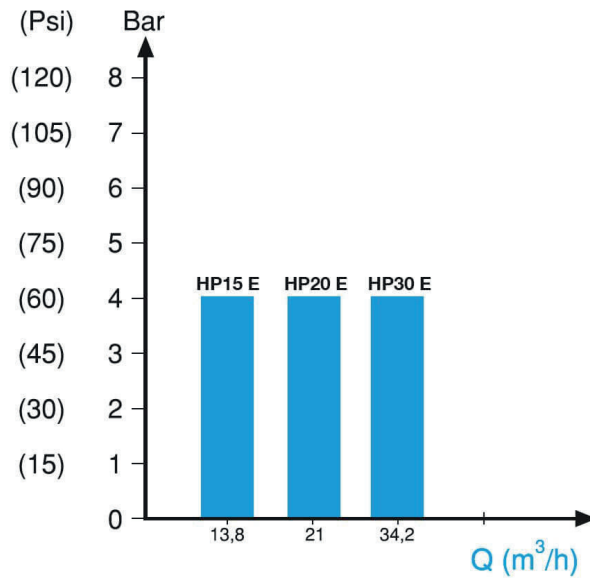
ADVANTAGES

- 1) Solid particles may pass through the pump.
- 2) It can work with an electric motor in environments where there is no or insufficient air.
- 3) Maintenance cost is low .
- 4) The flow rate can be controlled by connecting the driver to the electric motor of the pump.
- 5) The suction depth of this pump is 4 m.
- 6) It has the feature of working dry.

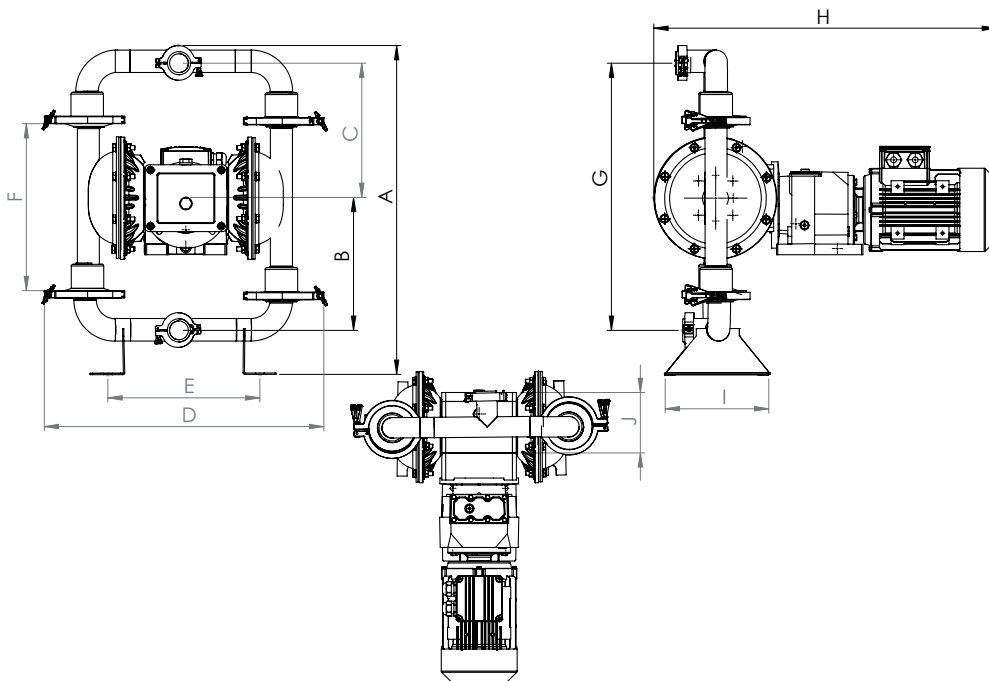
PUMP TECHNICAL SPECIFICATIONS

Max. Operating Pressure	: 4 bar
Voltage	: 380 volt 50 hz
Energy Consumption	: 2,2 kw / 3 kw / 4 kw
Displacement/Stroke	: 1,47 lt/strok
Max. Discharge Head	: 40 mss
Suction Head	: 4 m
Solid Particle Permeability	: 6 mm
Max. Capacity	: 13,8 m ³ /h 230 l/min
Reducer Speed	: 78 D/d
Max. Çalışma sıcaklığı	: 100 °C
Inlet	: 1½ inch
Outlet	: 1½ inch
Body Material	: Sheet Stainless
Diaphragm Options	: Santoprene, Neoprene, Buna-N, EPDM, Teflon, Viton
Ball Options	: Santoprene, Neoprene, Buna-N, EPDM, Teflon, Viton
Ball Seat Options	: Santoprene, Neoprene, Buna-N, EPDM, Teflon, Viton

DIAPHRAGM PUMPS PERFORMANCE CURVES



PUMP EXTERNAL DIMENSIONS



A	B	C	D	E	F	G	H	I	J
762	309	312	648	352	387	620	795	240	154



APPLICATION AREAS

-  MEDICAL INDUSTRY
-  FOOD INDUSTRY
-  PAINT AND COATING INDUSTRY
-  WASTE WATER TREATMENT
-  CHEMICAL INDUSTRY
-  MINING INDUSTRY
-  CERAMIC INDUSTRY
-  RAFINERY

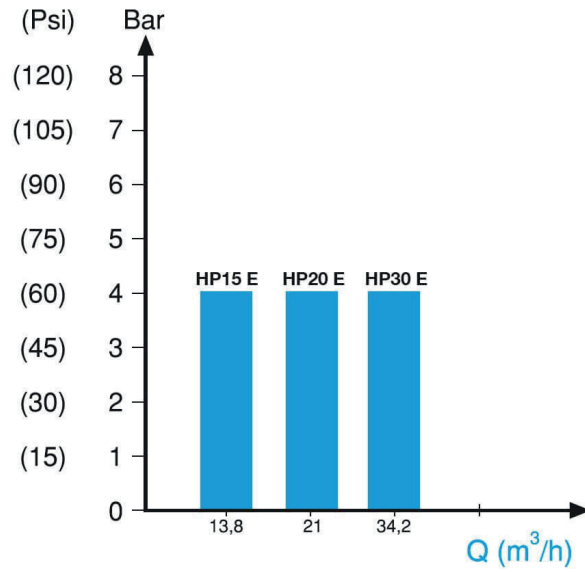
ADVANTAGES

- 1) Solid particles may pass through the pump.
- 2) It can work with an electric motor in environments where there is no or insufficient air.
- 3) Maintenance cost is low .
- 4) The flow rate can be controlled by connecting the driver to the electric motor of the pump.
- 5) The suction depth of this pump is 4 m.
- 6) It has the feature of working dry.

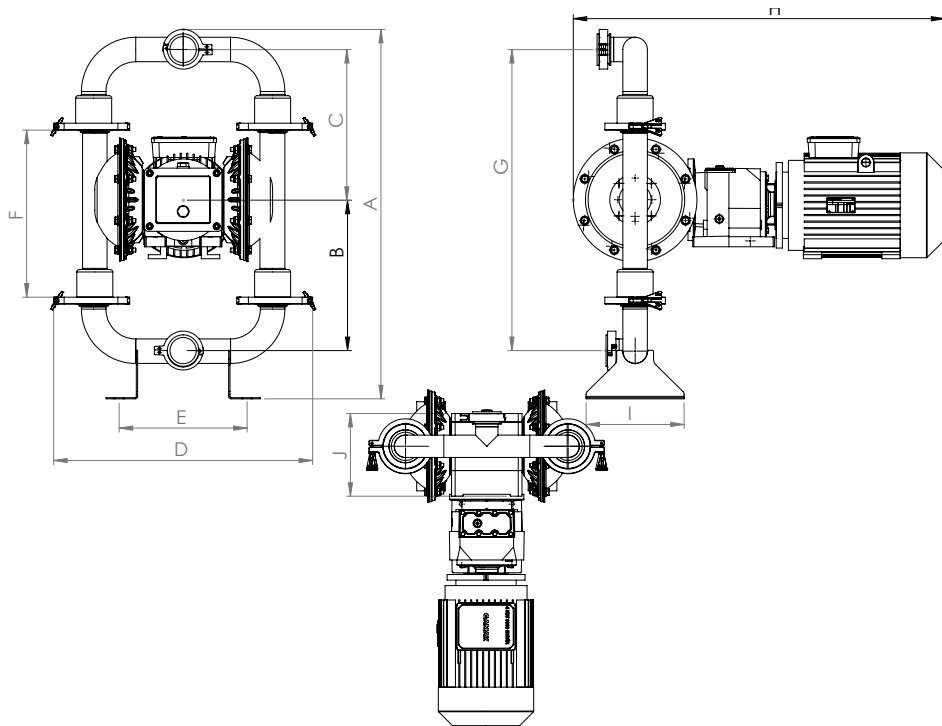
PUMP TECHNICAL SPECIFICATIONS

Max. Operating Pressure	: 4 bar
Voltage	: 380 volt 50 hz
Energy Consumption	: 3kw / 4kw / 5,5 kw
Displacment/Stroke	: 2,24 lt/strok
Max. Discharge Head	: 40 mss
Suction Head	: 4 m
Solid Particle Permeability:	6 mm
Max. Capacity	: 21 m ³ /h 350 l/min
Reducer Speed	: 78 D/d
Max. Çalışma sıcaklığı	: 100 °C
Inlet	: 2 inch
Outlet	: 2 inch
Body Material	: Sheet Stainless
Diaphragm Options	: Santoprene, Neoprene, Buna-N, EPDM, Teflon, Viton
Ball Options	: Santoprene, Neoprene, Buna-N, EPDM, Teflon, Viton
Ball Seat Options	: Santoprene, Neoprene, Buna-N, EPDM, Teflon, Viton

DIAPHRAGM PUMPS PERFORMANCE CURVES



PUMP EXTERNAL DIMENSIONS



A	B	C	D	E	F	G	H	I	J
905	370	370	635	313	409	738	910	240	223



APPLICATION AREAS

-  MEDICAL INDUSTRY
-  FOOD INDUSTRY
-  PAINT AND COATING INDUSTRY
-  WASTE WATER TREATMENT
-  CHEMICAL INDUSTRY
-  MINING INDUSTRY
-  CERAMIC INDUSTRY
-  RAFINERY

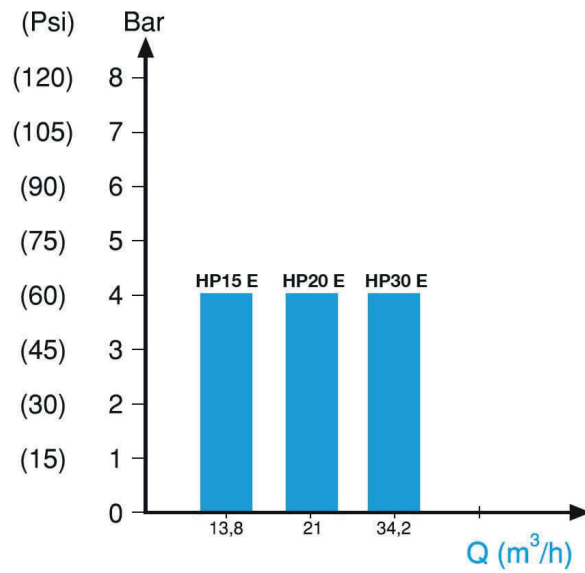
ADVANTAGES

- 1) Solid particles may pass through the pump.
- 2) It can work with an electric motor in environments where there is no or insufficient air.
- 3) Maintenance cost is low .
- 4) The flow rate can be controlled by connecting the driver to the electric motor of the pump.
- 5) The suction depth of this pump is 4 m.
- 6) It has the feature of working dry.

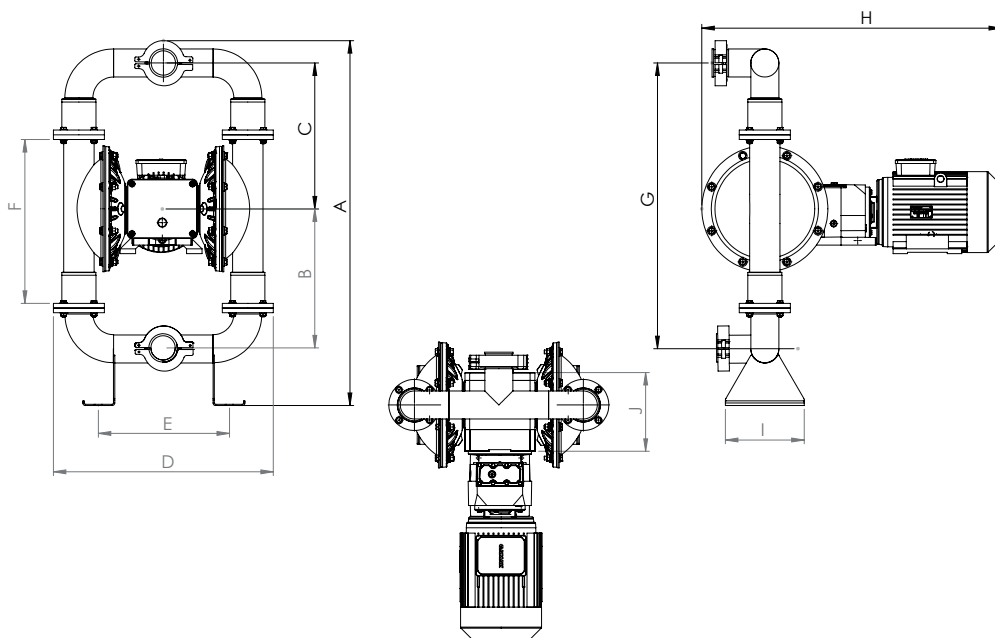
PUMP TECHNICAL SPECIFICATIONS

Max. Operating Pressure	: 4 bar
Voltage	: 380 volt 50 hz
Energy Consumption	: 5,5kw / 7,5 kw
Displacement/Stroke	: 3,65 lt/strok
Max. Discharge Head	: 40 mss
Suction Head	: 4 m
Solid Particle Permeability	: 8 mm
Max. Capacity	: 34,2 m3/h 570 l/min
Reducer Speed	: 78 D/d
Max. Çalışma sıcaklığı	: 100 °C
Inlet	: 3 inch
Outlet	: 3 inch
Body Material	: Sheet Stainless
Diaphragm Options	: Santoprene, Neoprene, Buna-N, EPDM, Teflon, Viton
Ball Options	: Santoprene, Neoprene, Buna-N, EPDM, Teflon, Viton
Ball Seat Options	: Santoprene, Neoprene, Buna-N, EPDM, Teflon, Viton

DIAPHRAGM PUMPS PERFORMANCE CURVES



PUMP EXTERNAL DIMENSIONS



A	B	C	D	E	F	G	H	I	J
1160	442	464	698	416	520	907	950	250	250