



HUGE FLUID SOLUTIONS



HUGE PUMP



*METALLIC BODY ELECTRICAL
DIAPHRAGM PUMPS*



APPLICATION AREAS

-  MEDICAL INDUSTRY
-  FOOD INDUSTRY
-  PAINT AND COATING INDUSTRY
-  WASTE WATER TREATMENT
-  CHEMICAL INDUSTRY
-  MINING INDUSTRY
-  CERAMIC INDUSTRY
-  RAFINERY

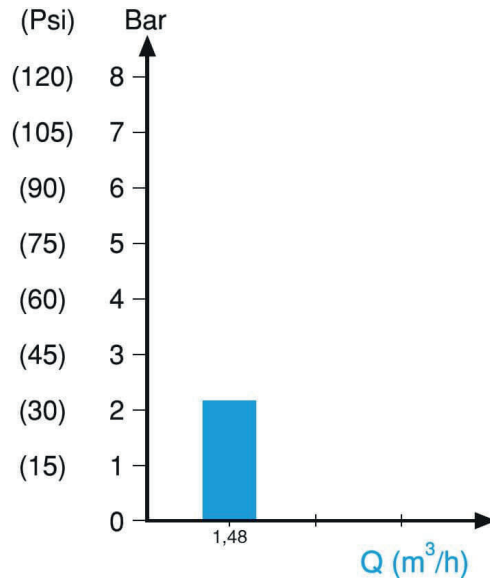
ADVANTAGES

- 1) Solid particles may pass through the pump.
- 2) It can work with an electric motor in environments where there is no or insufficient air.
- 3) Maintenance cost is low .
- 4) The flow rate can be controlled by connecting the driver to the electric motor of the pump.
- 5) The suction depth of this pump is 2 m.
- 6) It has the feature of working dry. It can absorb up to 2 meters.

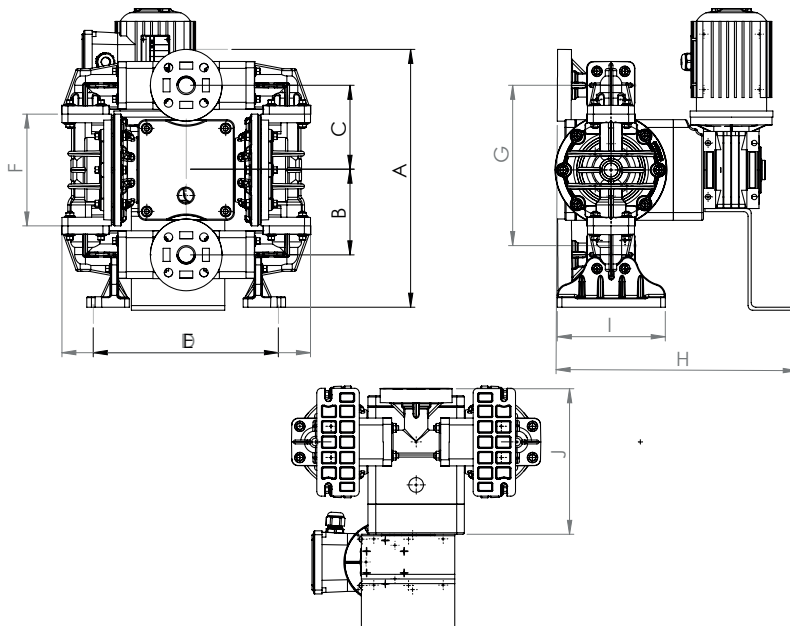
PUMP TECHNICAL SPECIFICATIONS

Max. Operating Pressure	: 2 bar
Voltage	: 380/220 volt 50 hz
Energy Consumption	: 0,25 kw
Displacement/Stroke	: 0,25 lt/strok
Max. Discharge Head	: 20 mss
Suction Head	: 2 m
Solid Particle Permeability	: 3 mm
Max. Capacity	: 1,48 m3/h 24.6 l/min
Reducer Speed	: 60 D/d
Max. Çalışma sıcaklığı	: 100 °C
Inlet	: 3/4 inch
Outlet	: 3/4 inch
Body Material	: Aluminum
Diaphragm Options	: Santoprene, Neoprene, Buna-N, EPDM, Teflon, Viton
Ball Options	: Santoprene, Neoprene, Buna-N, EPDM, Teflon, Viton
Ball Seat Options	: Santoprene, Neoprene, Buna-N, EPDM, Teflon, Viton

DIAPHRAGM PUMPS PERFORMANCE CURVES



PUMP EXTERNAL DIMENSIONS



A	B	C	D	E	F	G	H	I	J
335	110	110	323	240	145	208	313	140	190



APPLICATION AREAS

- MEDICAL INDUSTRY
- FOOD INDUSTRY
- PAINT AND COATING INDUSTRY
- WASTE WATER TREATMENT
- CHEMICAL INDUSTRY
- MINING INDUSTRY
- CERAMIC INDUSTRY
- RAFINERY

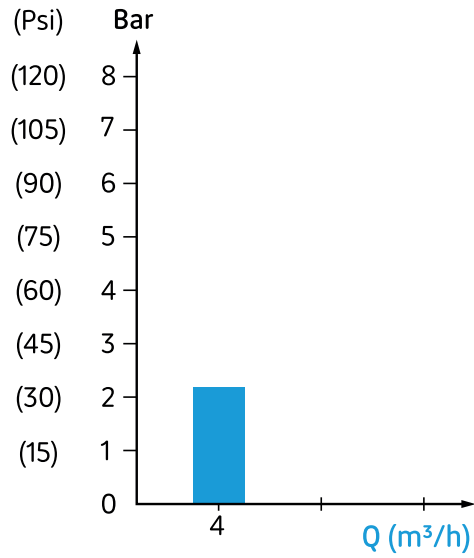
ADVANTAGES

- 1) Solid particles may pass through the pump.
- 2) It can work with an electric motor in environments where there is no or insufficient air.
- 3) Maintenance cost is low .
- 4) The flow rate can be controlled by connecting the driver to the electric motor of the pump.
- 5) The suction depth of this pump is 2 m.
- 6) It has the feature of working dry. It can absorb up to 2 meters.

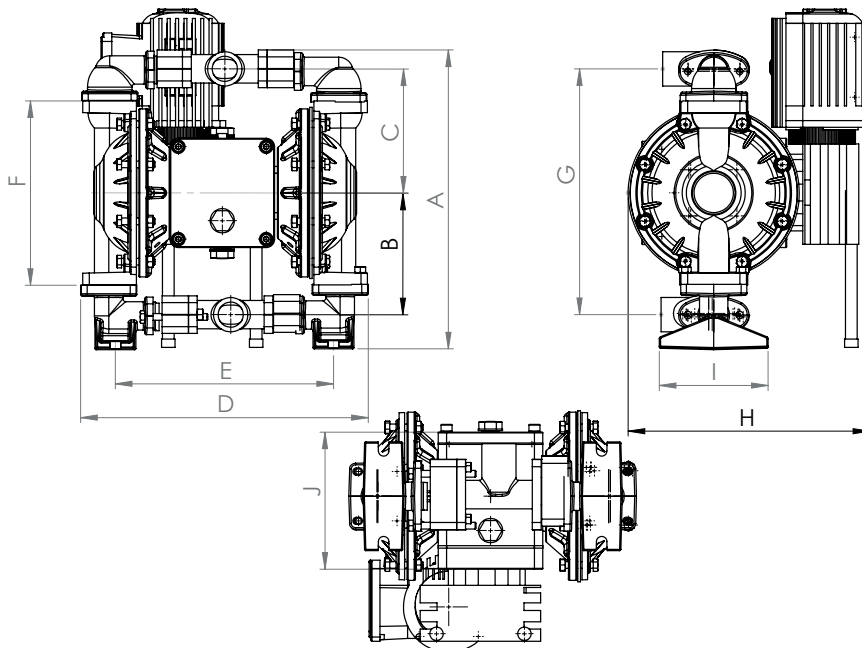
PUMP TECHNICAL SPECIFICATIONS

- Max. Operating Pressure** : 2 bar
- Voltage** : 380/220 volt 50 hz
- Energy Consumption** : 0,55 kw
- Displacment/Stroke** : 0,55 lt/strok
- Max. Discharge Head** : 20 mss
- Suction Head** : 2 m
- Solid Particle Permeability** : 4 mm
- Max. Capacity** : 4 m3/h 66.66 l/min
- Reducer Speed** : 60 D/d
- Max. Çalışma sıcaklığı** : 100 °C
- Inlet** : 1 inch
- Outlet** : 1 inch
- Body Material** : Aluminum
- Diaphragm Options** : Santoprene, Neoprene, Buna-N, EPDM, Teflon, Viton
- Ball Options** : Santoprene, Neoprene, Buna-N, EPDM, Teflon, Viton
- Ball Seat Options** : Santoprene, Neoprene, Buna-N, EPDM, Teflon, Viton

DIAPHRAGM PUMPS PERFORMANCE CURVES



PUMP EXTERNAL DIMENSIONS



A	B	C	D	E	F	G	H	I	J
358	145	145	345	260	220	295	290	1301	163



APPLICATION AREAS

-  MEDICAL INDUSTRY
-  FOOD INDUSTRY
-  PAINT AND COATING INDUSTRY
-  WASTE WATER TREATMENT
-  CHEMICAL INDUSTRY
-  MINING INDUSTRY
-  CERAMIC INDUSTRY
-  RAFINERY

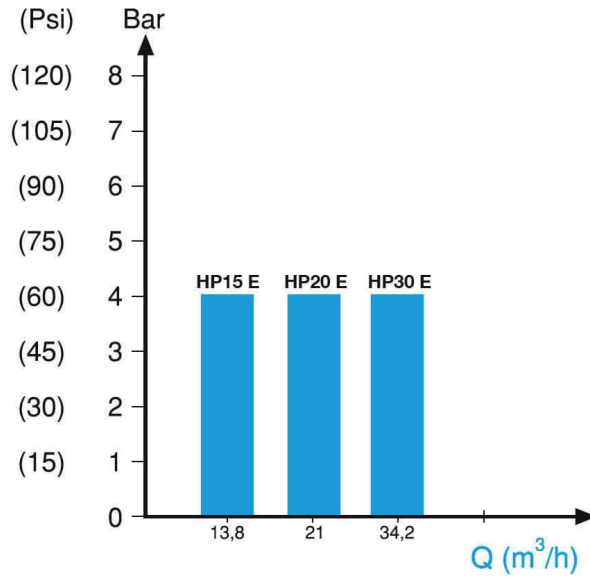
ADVANTAGES

- 1) Solid particles may pass through the pump.
- 2) It can work with an electric motor in environments where there is no or insufficient air.
- 3) Maintenance cost is low .
- 4) The flow rate can be controlled by connecting the driver to the electric motor of the pump.
- 5) The suction depth of this pump is 4 m.
- 6) It has the feature of working dry. It can absorb up to 4 meters.

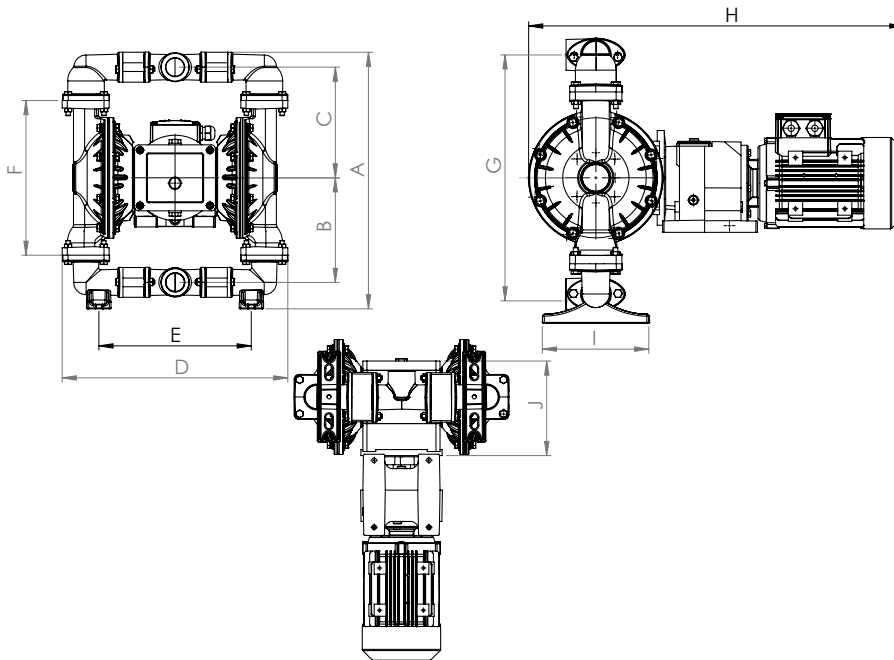
PUMP TECHNICAL SPECIFICATIONS

Max. Operating Pressure	: 4 bar
Voltage	: 380 volt 50 hz
Energy Consumption	: 2,2 kw / 3 kw / 4 kw
Displacement/Stroke	: 1,47 lt/strok
Max. Discharge Head	: 40 mss
Suction Head	: 4 m
Solid Particle Permeability	: 6 mm
Max. Capacity	: 13,8 m3/h 230 l/min
Reducer Speed	: 78 D/d
Max. Çalışma sıcaklığı	: 100 °C
Inlet	: 1½ inch
Outlet	: 1½ inch
Body Material	: Aluminum
Diaphragm Options	: Santoprene, Neoprene, Buna-N, EPDM, Teflon, Viton
Ball Options	: Santoprene, Neoprene, Buna-N, EPDM, Teflon, Viton
Ball Seat Options	: Santoprene, Neoprene, Buna-N, EPDM, Teflon, Viton

DIAPHRAGM PUMPS PERFORMANCE CURVES



PUMP EXTERNAL DIMENSIONS



A	B	C	D	E	F	G	H	I	J
603	250	260	530	360	363	520	762	225	233



APPLICATION AREAS

-  MEDICAL INDUSTRY
-  FOOD INDUSTRY
-  PAINT AND COATING INDUSTRY
-  WASTE WATER TREATMENT
-  CHEMICAL INDUSTRY
-  MINING INDUSTRY
-  CERAMIC INDUSTRY
-  RAFINERY

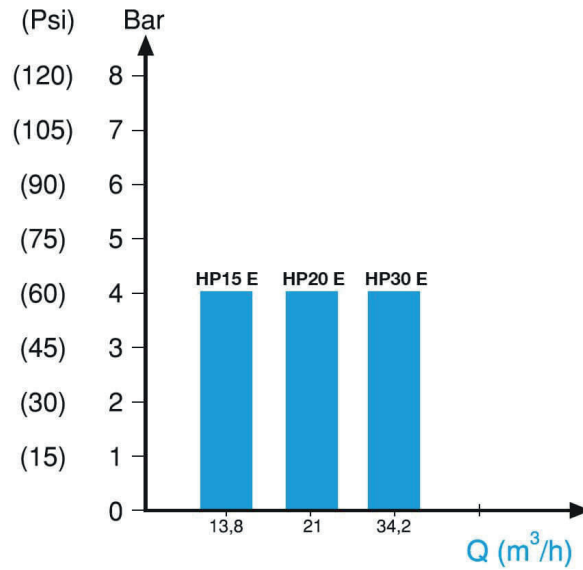
ADVANTAGES

- 1) Solid particles may pass through the pump.
- 2) It can work with an electric motor in environments where there is no or insufficient air.
- 3) Maintenance cost is low .
- 4) The flow rate can be controlled by connecting the driver to the electric motor of the pump.
- 5) The suction depth of this pump is 4 m.
- 6) It has the feature of working dry.

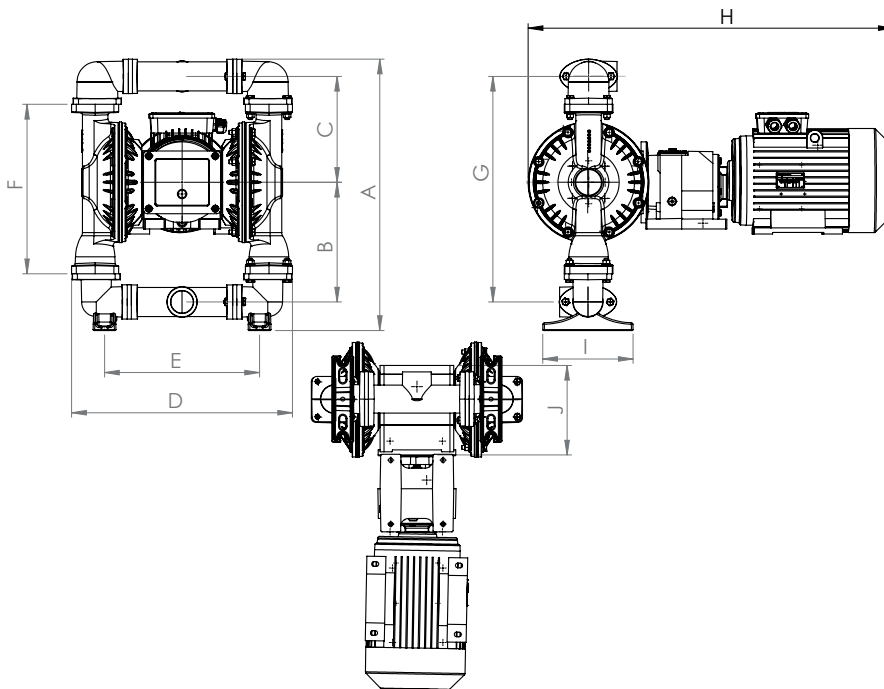
PUMP TECHNICAL SPECIFICATIONS

Max. Operating Pressure	: 4 bar
Voltage	: 380 volt 50 hz
Energy Consumption	: 3kw / 4kw / 5,5 kw
Displacement/Stroke	: 2,24 lt/strok
Max. Discharge Head	: 40 mss
Suction Head	: 4 m
Solid Particle Permeability	: 6 mm
Max. Capacity	: 21 m3/h 350 l/min
Reducer Speed	: 78 D/d
Max. Çalışma sıcaklığı	: 100 °C
Inlet	: 2 inch
Outlet	: 2 inch
Body Material	: Aluminum
Diaphragm Options	: Santoprene, Neoprene, Buna-N, EPDM, Teflon, Viton
Ball Options	: Santoprene, Neoprene, Buna-N, EPDM, Teflon, Viton
Ball Seat Options	: Santoprene, Neoprene, Buna-N, EPDM, Teflon, Viton

DIAPHRAGM PUMPS PERFORMANCE CURVES



PUMP EXTERNAL DIMENSIONS



A	B	C	D	E	F	G	H	I	J
670	295	260	545	390	418	567	900	223	231



APPLICATION AREAS

-  MEDICAL INDUSTRY
-  FOOD INDUSTRY
-  PAINT AND COATING INDUSTRY
-  WASTE WATER TREATMENT
-  CHEMICAL INDUSTRY
-  MINING INDUSTRY
-  CERAMIC INDUSTRY
-  RAFINERY

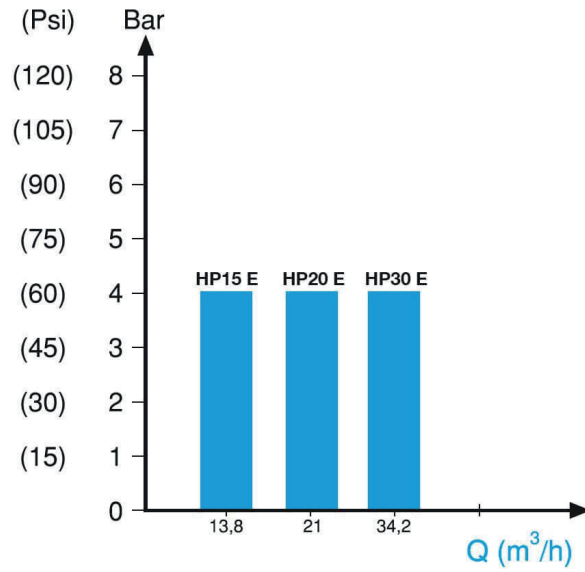
ADVANTAGES

- 1) Solid particles may pass through the pump.
- 2) It can work with an electric motor in environments where there is no or insufficient air.
- 3) Maintenance cost is low .
- 4) The flow rate can be controlled by connecting the driver to the electric motor of the pump.
- 5) The suction depth of this pump is 4 m.
- 6) It has the feature of working dry.

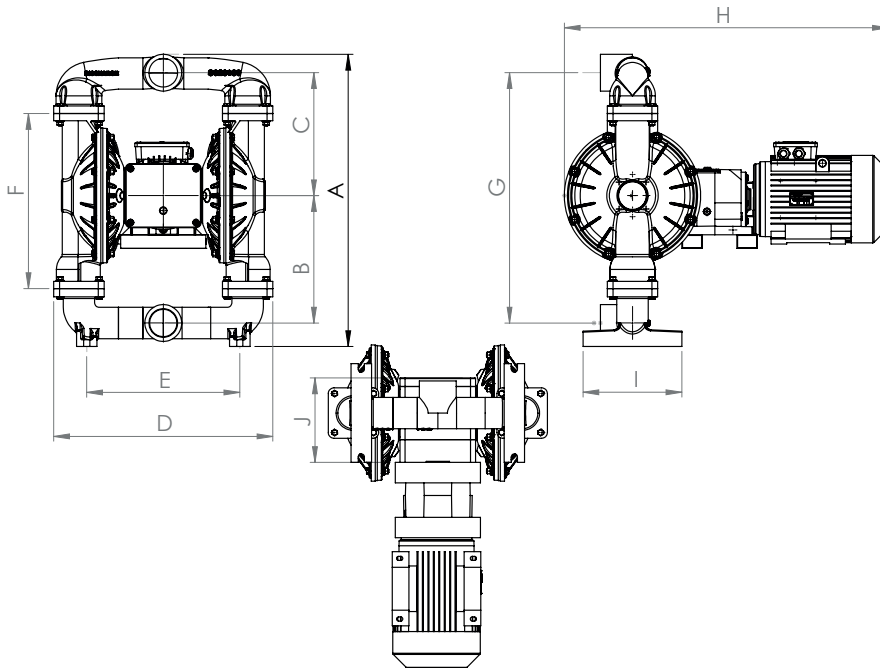
PUMP TECHNICAL SPECIFICATIONS

Max. Operating Pressure	: 4 bar
Voltage	: 380 volt 50 hz
Energy Consumption	: 5,5kw / 7,5 kw
Displacement/Stroke	: 3,65 lt/strok
Max. Discharge Head	: 40 mss
Suction Head	: 4 m
Solid Particle Permeability	: 8 mm
Max. Capacity	: 34,2 m3/h 570 l/min
Reducer Speed	: 78 D/d
Max. Çalışma sıcaklığı	: 100 °C
Inlet	: 3 inch
Outlet	: 3 inch
Body Material	: Aluminum
Diaphragm Options	: Santoprene, Neoprene, Buna-N, EPDM, Teflon, Viton
Ball Options	: Santoprene, Neoprene, Buna-N, EPDM, Teflon, Viton
Ball Seat Options	: Santoprene, Neoprene, Buna-N, EPDM, Teflon, Viton

DIAPHRAGM PUMPS PERFORMANCE CURVES



PUMP EXTERNAL DIMENSIONS



A	B	C	D	E	F	G	H	I	J
858	374	361	645	450	514	735	950	290	248

APPLICATION AREAS

- MEDICAL INDUSTRY
- FOOD INDUSTRY
- PAINT AND COATING INDUSTRY
- WASTE WATER TREATMENT
- CHEMICAL INDUSTRY
- MINING INDUSTRY
- CERAMIC INDUSTRY
- RAFINERY



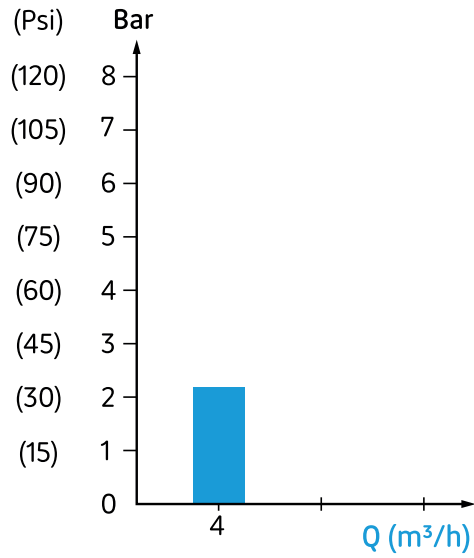
ADVANTAGES

- 1) Solid partaicles may pass through the pump.
- 2) It can work with an electric motor in environments where there is no or insufficient air.
- 3) Maintenance cost is low .
- 4) The flow rate can be controlled by connecting the driver to the electric motor of the pump.
- 5) The suction depth of this pump is 2 m.
- 6) It has the feature of working dry.

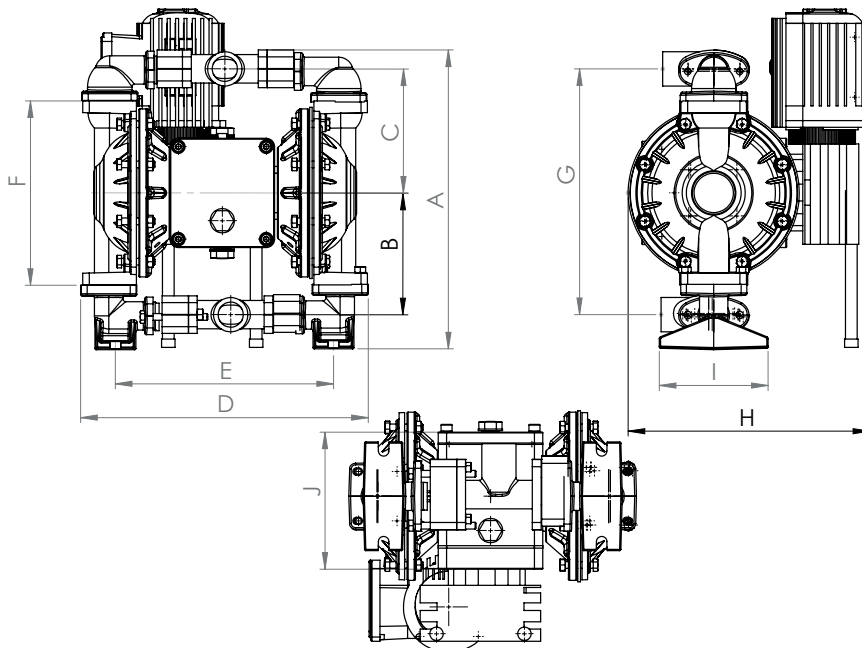
PUMP TECHNICAL SPECIFICATIONS

- Max. Operating Pressure** : 2 bar
- Voltage** : 380/220 volt 50 hz
- Energy Consumption** : 0,55 kw
- Displacment/Stroke** : 0,55 lt/strok
- Max. Discharge Head** : 20 mss
- Suction Head** : 2 m
- Solid Particle Permeability** : 4 mm
- Max. Capacity** : 4 m3/h 66.66 l/min
- Reducer Speed** : 60 D/d
- Max. Çalışma sıcaklığı** : 100 °C
- Inlet** : 1 inch
- Outlet** : 1 inch
- Body Material** : Casting Iron
- Diaphragm Options** : Santoprene, Neoprene, Buna-N, EPDM, Teflon, Viton
- Ball Options** : Santoprene, Neoprene, Buna-N, EPDM, Teflon, Viton
- Ball Seat Options** : Santoprene, Neoprene, Buna-N, EPDM, Teflon, Viton

DIAPHRAGM PUMPS PERFORMANCE CURVES



PUMP EXTERNAL DIMENSIONS



A	B	C	D	E	F	G	H	I	J
358	145	145	345	260	220	295	290	1301	163



APPLICATION AREAS

- MEDICAL INDUSTRY
- FOOD INDUSTRY
- PAINT AND COATING INDUSTRY
- WASTE WATER TREATMENT
- CHEMICAL INDUSTRY
- MINING INDUSTRY
- CERAMIC INDUSTRY
- RAFINERY

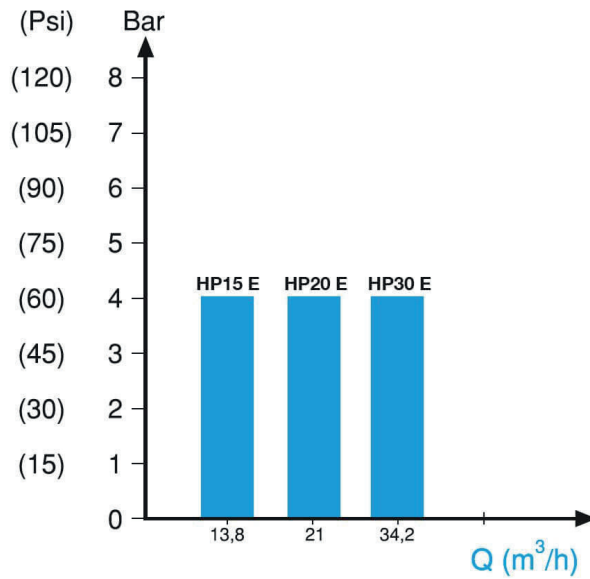
ADVANTAGES

- 1) Solid partaicles may pass through the pump.
- 2) It can work with an electric motor in environments where there is no or insufficient air.
- 3) Maintenance cost is low .
- 4) The flow rate can be controlled by connecting the driver to the electric motor of the pump.
- 5) The suction depth of this pump is 4 m.
- 6) It has the feature of working dry.

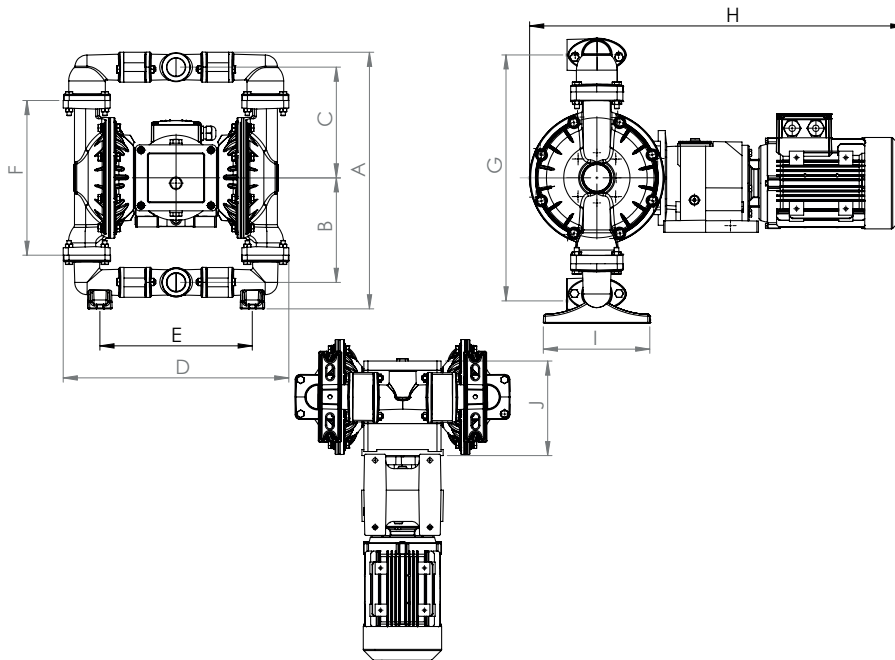
PUMP TECHNICAL SPECIFICATIONS

- Max. Operating Pressure** : 4 bar
- Voltage** : 380 volt 50 hz
- Energy Consumption** : 2,2 kw / 3 kw / 4 kw
- Displacment/Stroke** : 1,47 lt/strok
- Max. Discharge Head** : 40 mss
- Suction Head** : 4 m
- Solid Particle Permeability** : 6 mm
- Max. Capacity** : 13,8 m3/h 230 l/min
- Reducer Speed** : 78 D/d
- Max. Çalışma sıcaklığı** : 100 °C
- Inlet** : 1½ inch
- Outlet** : 1½ inch
- Body Material** : Casting Iron
- Diaphragm Options** : Santoprene, Neoprene, Buna-N, EPDM, Teflon, Viton
- Ball Options** : Santoprene, Neoprene, Buna-N, EPDM, Teflon, Viton
- Ball Seat Options** : Santoprene, Neoprene, Buna-N, EPDM, Teflon, Viton

DIAPHRAGM PUMPS PERFORMANCE CURVES



PUMP EXTERNAL DIMENSIONS



A	B	C	D	E	F	G	H	I	J
603	250	260	530	360	363	520	762	225	233



APPLICATION AREAS

-  MEDICAL INDUSTRY
-  FOOD INDUSTRY
-  PAINT AND COATING INDUSTRY
-  WASTE WATER TREATMENT
-  CHEMICAL INDUSTRY
-  MINING INDUSTRY
-  CERAMIC INDUSTRY
-  RAFINERY

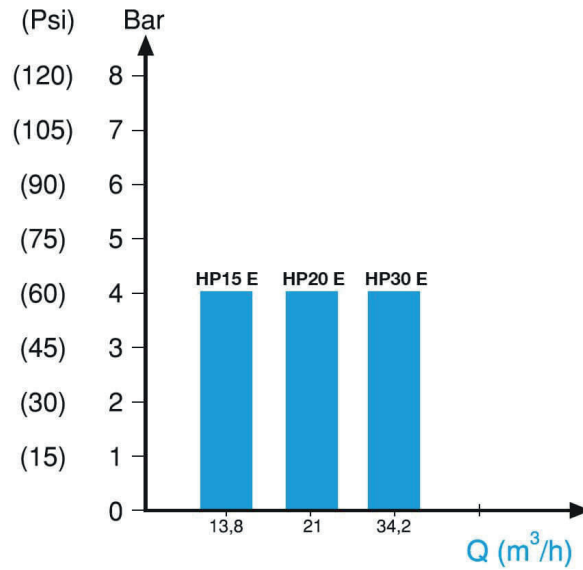
ADVANTAGES

- 1) Solid particles may pass through the pump.
- 2) It can work with an electric motor in environments where there is no or insufficient air.
- 3) Maintenance cost is low .
- 4) The flow rate can be controlled by connecting the driver to the electric motor of the pump.
- 5) The suction depth of this pump is 4 m.
- 6) It has the feature of working dry.

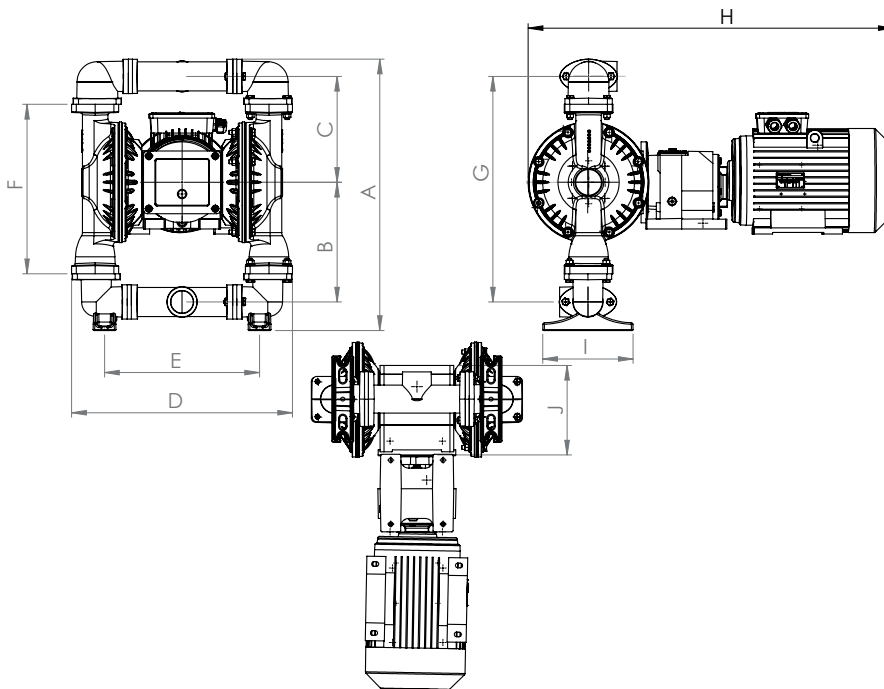
PUMP TECHNICAL SPECIFICATIONS

Max. Operating Pressure	: 4 bar
Voltage	: 380 volt 50 hz
Energy Consumption	: 3kw / 4kw / 5,5 kw
Displacement/Stroke	: 2,24 lt/strok
Max. Discharge Head	: 40 mss
Suction Head	: 4 m
Solid Particle Permeability	: 6 mm
Max. Capacity	: 21 m ³ /h 350 l/min
Reducer Speed	: 78 D/d
Max. Çalışma sıcaklığı	: 100 °C
Inlet	: 2 inch
Outlet	: 2 inch
Body Material	: Casting Iron
Diaphragm Options	: Santoprene, Neoprene, Buna-N, EPDM, Teflon, Viton
Ball Options	: Santoprene, Neoprene, Buna-N, EPDM, Teflon, Viton
Ball Seat Options	: Santoprene, Neoprene, Buna-N, EPDM, Teflon, Viton

DIAPHRAGM PUMPS PERFORMANCE CURVES



PUMP EXTERNAL DIMENSIONS



A	B	C	D	E	F	G	H	I	J
670	295	260	545	390	418	567	900	223	231



APPLICATION AREAS



MEDICAL INDUSTRY



FOOD INDUSTRY



PAINT AND COATING INDUSTRY



WASTE WATER TREATMENT



CHEMICAL INDUSTRY



MINING INDUSTRY



CERAMIC INDUSTRY



RAFINERY

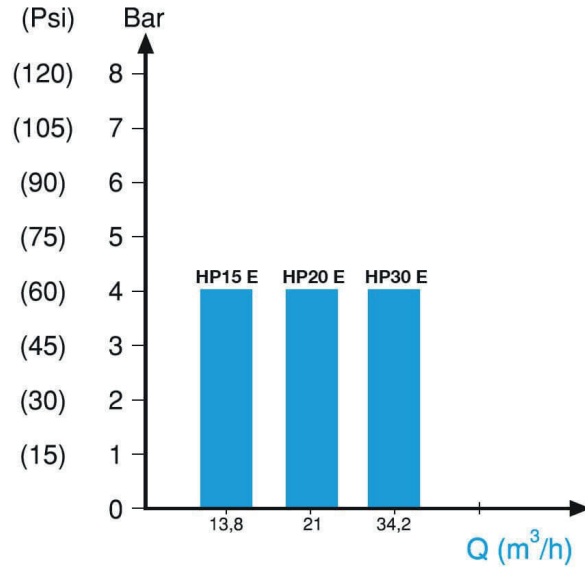
ADVANTAGES

- 1) Solid particles may pass through the pump.
- 2) It can work with an electric motor in environments where there is no or insufficient air.
- 3) Maintenance cost is low .
- 4) The flow rate can be controlled by connecting the driver to the electric motor of the pump.
- 5) The suction depth of this pump is 4 m.
- 6) It has the feature of working dry.

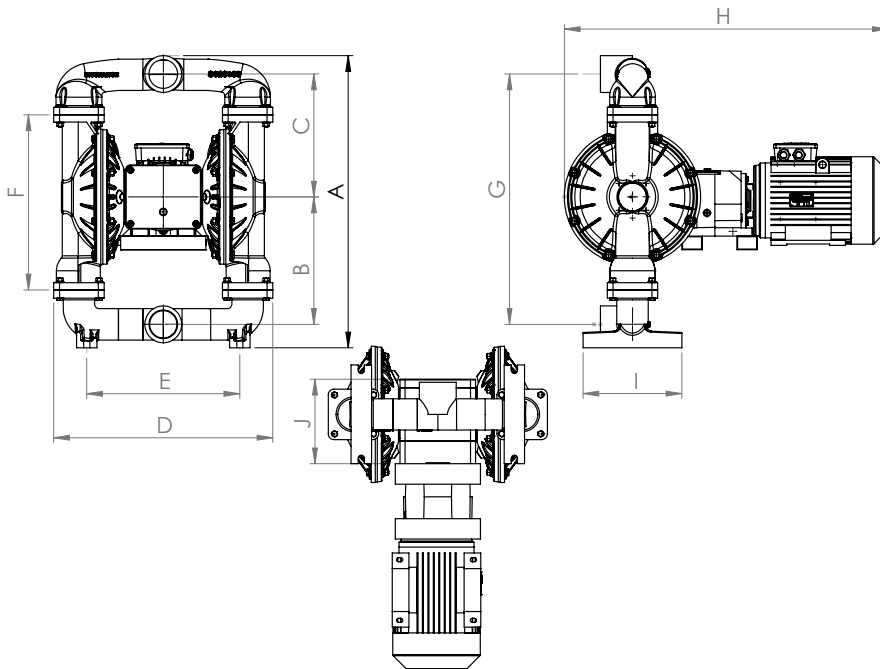
PUMP TECHNICAL SPECIFICATIONS

Max. Operating Pressure	: 4 bar
Voltage	: 380 volt 50 hz
Energy Consumption	: 5,5kw / 7,5 kw
Displacement/Stroke	: 3,65 lt/strok
Max. Discharge Head	: 40 mss
Suction Head	: 4 m
Solid Particle Permeability	: 8 mm
Max. Capacity	: 34,2 m ³ /h 570 l/min
Reducer Speed	: 78 D/d
Max. Çalışma sıcaklığı	: 100 °C
Inlet	: 3 inch
Outlet	: 3 inch
Body Material	: Casting Iron
Diaphragm Options	: Santoprene, Neoprene, Buna-N, EPDM, Teflon, Viton
Ball Options	: Santoprene, Neoprene, Buna-N, EPDM, Teflon, Viton
Ball Seat Options	: Santoprene, Neoprene, Buna-N, EPDM, Teflon, Viton

DIAPHRAGM PUMPS PERFORMANCE CURVES



PUMP EXTERNAL DIMENSIONS



A	B	C	D	E	F	G	H	I	J
858	374	361	645	450	514	735	950	290	248

HP10 STAINLESS BODY ELECTRIC DIAPHRAGM PUMP

HUGEPUMP



APPLICATION AREAS

-  MEDICAL INDUSTRY
-  FOOD INDUSTRY
-  PAINT AND COATING INDUSTRY
-  WASTE WATER TREATMENT
-  CHEMICAL INDUSTRY
-  MINING INDUSTRY
-  CERAMIC INDUSTRY
-  RAFINERY

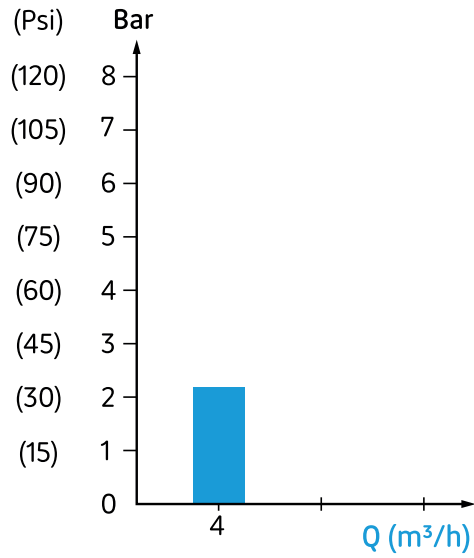
ADVANTAGES

- 1) Solid particles may pass through the pump.
- 2) It can work with an electric motor in environments where there is no or insufficient air.
- 3) Maintenance cost is low .
- 4) The flow rate can be controlled by connecting the driver to the electric motor of the pump.
- 5) The suction depth of this pump is 2 m.
- 6) It has the feature of working dry.

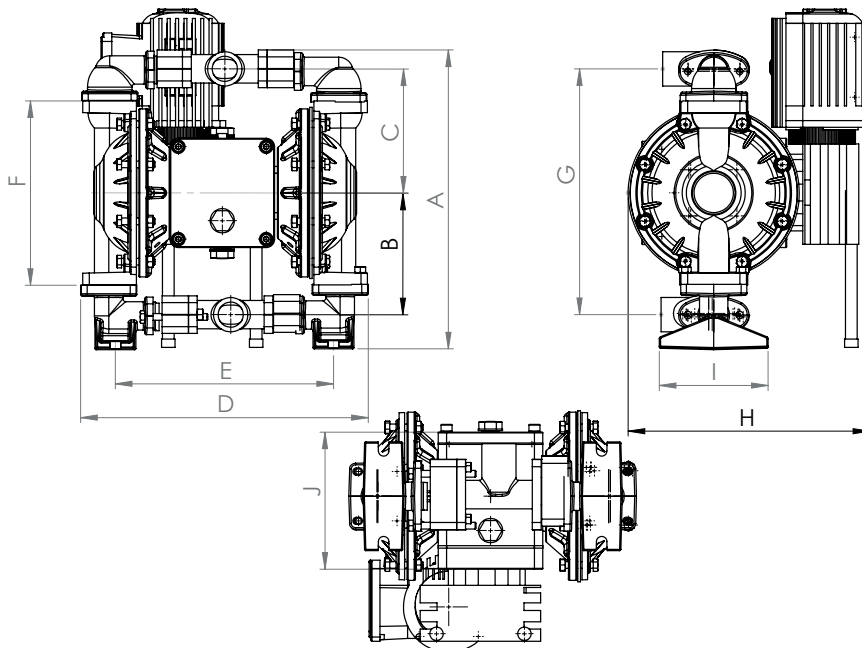
PUMP TECHNICAL SPECIFICATIONS

Max. Operating Pressure	: 2 bar
Voltage	: 380/220 volt 50 hz
Energy Consumption	: 0,55 kw
Displacement/Stroke	: 0,55 lt/strok
Max. Discharge Head	: 20 mss
Suction Head	: 2 m
Solid Particle Permeability	: 4 mm
Max. Capacity	: 4 m3/h 66.66 l/min
Reducer Speed	: 60 D/d
Max. Çalışma sıcaklığı	: 100 °C
Inlet	: 1 inch
Outlet	: 1 inch
Body Material	: Stainless Steel
Diaphragm Options	: Santoprene, Neoprene, Buna-N, EPDM, Teflon, Viton
Ball Options	: Santoprene, Neoprene, Buna-N, EPDM, Teflon, Viton
Ball Seat Options	: Santoprene, Neoprene, Buna-N, EPDM, Teflon, Viton

DIAPHRAGM PUMPS PERFORMANCE CURVES




PUMP EXTERNAL DIMENSIONS



A	B	C	D	E	F	G	H	I	J
358	145	145	345	260	220	295	290	1301	163

HP15 STAINLESS BODY ELECTRIC DIAPHRAGM PUMP

HUGEPUMP



APPLICATION AREAS

-  MEDICAL INDUSTRY
-  FOOD INDUSTRY
-  PAINT AND COATING INDUSTRY
-  WASTE WATER TREATMENT
-  CHEMICAL INDUSTRY
-  MINING INDUSTRY
-  CERAMIC INDUSTRY
-  RAFINERY

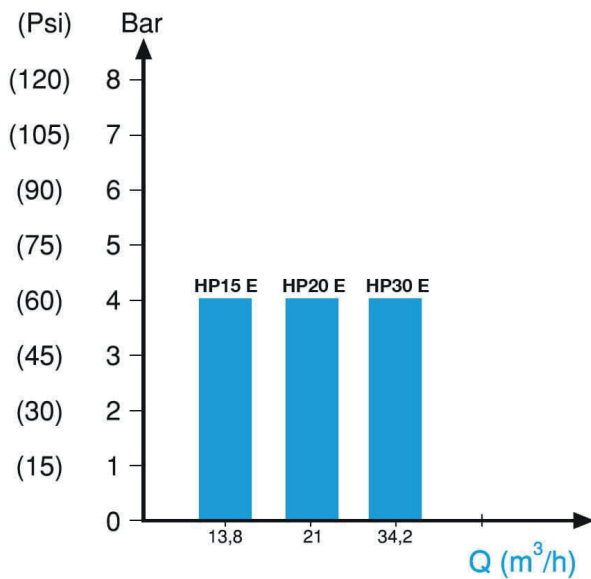
ADVANTAGES

- 1) Solid particles may pass through the pump.
- 2) It can work with an electric motor in environments where there is no or insufficient air.
- 3) Maintenance cost is low .
- 4) The flow rate can be controlled by connecting the driver to the electric motor of the pump.
- 5) The suction depth of this pump is 4 m.
- 6) It has the feature of working dry.

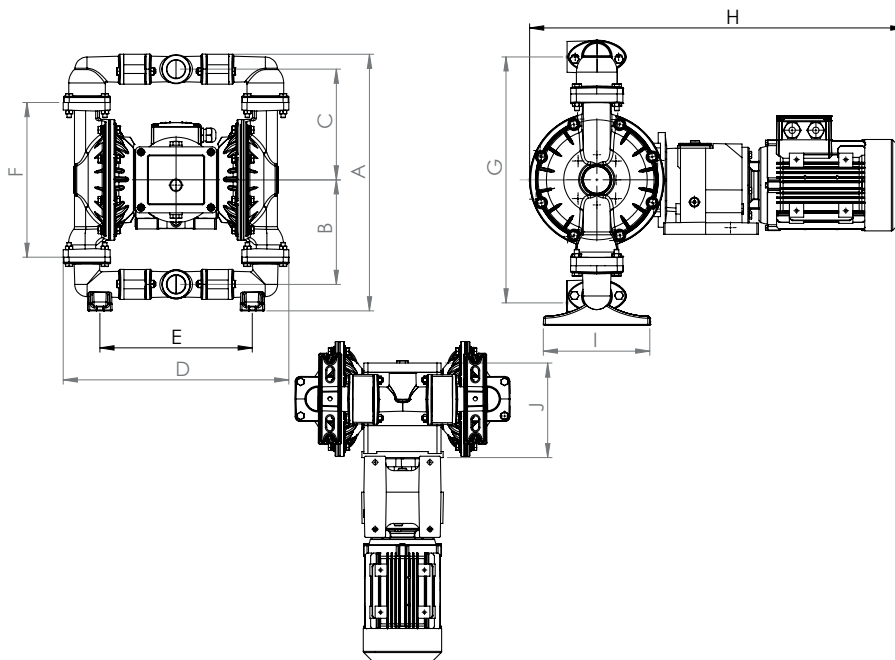
PUMP TECHNICAL SPECIFICATIONS

Max. Operating Pressure	: 4 bar
Voltage	: 380 volt 50 hz
Energy Consumption	: 2,2 kw / 3 kw / 4 kw
Displacement/Stroke	: 1,47 lt/strok
Max. Discharge Head	: 40 mss
Suction Head	: 4 m
Solid Particle Permeability	: 6 mm
Max. Capacity	: 13,8 m3/h 230 l/min
Reducer Speed	: 78 D/d
Max. Çalışma sıcaklığı	: 100 °C
Inlet	: 1½ inch
Outlet	: 1½ inch
Body Material	: Stainless Steel
Diaphragm Options	: Santoprene, Neoprene, Buna-N, EPDM, Teflon, Viton
Ball Options	: Santoprene, Neoprene, Buna-N, EPDM, Teflon, Viton
Ball Seat Options	: Santoprene, Neoprene, Buna-N, EPDM, Teflon, Viton

DIAPHRAGM PUMPS PERFORMANCE CURVES



PUMP EXTERNAL DIMENSIONS



A	B	C	D	E	F	G	H	I	J
603	250	260	530	360	363	520	762	225	233

HP20 STAINLESS BODY ELECTRIC DIAPHRAGM PUMP

HUGEPUMP



APPLICATION AREAS

-  MEDICAL INDUSTRY
-  FOOD INDUSTRY
-  PAINT AND COATING INDUSTRY
-  WASTE WATER TREATMENT
-  CHEMICAL INDUSTRY
-  MINING INDUSTRY
-  CERAMIC INDUSTRY
-  RAFINERY

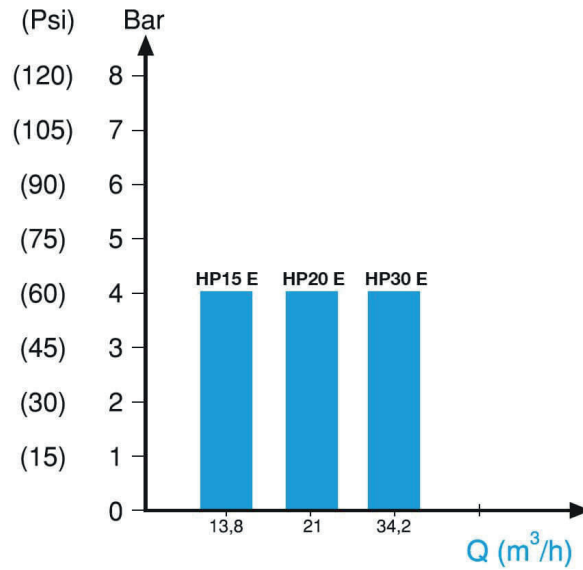
ADVANTAGES

- 1) Solid particles may pass through the pump.
- 2) It can work with an electric motor in environments where there is no or insufficient air.
- 3) Maintenance cost is low .
- 4) The flow rate can be controlled by connecting the driver to the electric motor of the pump.
- 5) The suction depth of this pump is 4 m.
- 6) It has the feature of working dry.

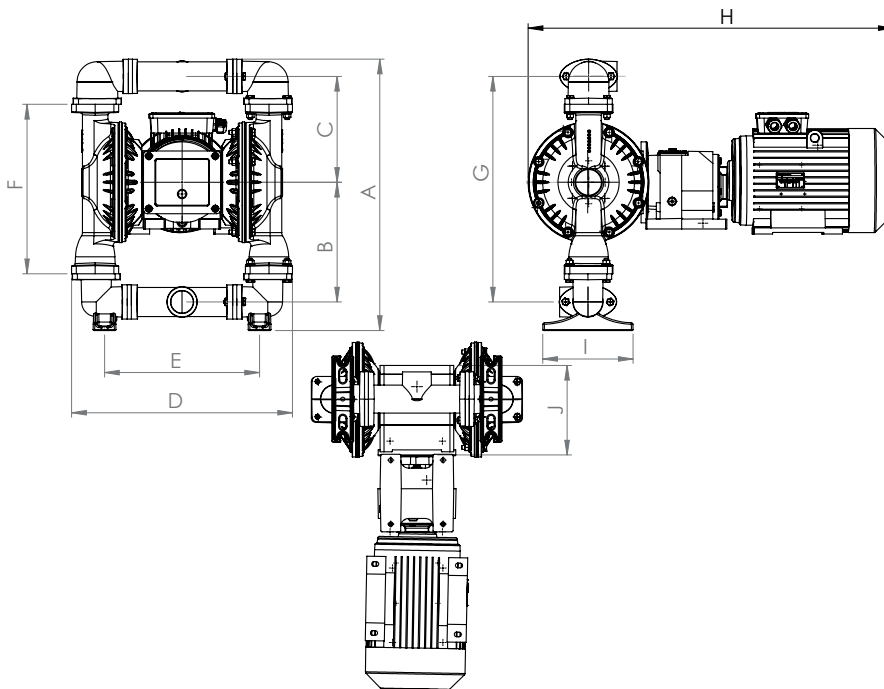
PUMP TECHNICAL SPECIFICATIONS

- Max. Operating Pressure** : 4 bar
- Voltage** : 380 volt 50 hz
- Energy Consumption** : 3kw / 4kw / 5,5 kw
- Displacement/Stroke** : 2,24 lt/strok
- Max. Discharge Head** : 40 mss
- Suction Head** : 4 m
- Solid Particle Permeability** : 6 mm
- Max. Capacity** : 21 m³/h 350 l/min
- Reducer Speed** : 78 D/d
- Max. Çalışma sıcaklığı** : 100 °C
- Inlet** : 2 inch
- Outlet** : 2 inch
- Body Material** : Stainless Steel
- Diaphragm Options** : Santoprene, Neoprene, Buna-N, EPDM, Teflon, Viton
- Ball Options** : Santoprene, Neoprene, Buna-N, EPDM, Teflon, Viton
- Ball Seat Options** : Santoprene, Neoprene, Buna-N, EPDM, Teflon, Viton

DIAPHRAGM PUMPS PERFORMANCE CURVES



PUMP EXTERNAL DIMENSIONS



A	B	C	D	E	F	G	H	I	J
670	295	260	545	390	418	567	900	223	231

HP30 STAINLESS BODY ELECTRIC DIAPHRAGM PUMP

HUGEPUMP



APPLICATION AREAS

-  MEDICAL INDUSTRY
-  FOOD INDUSTRY
-  PAINT AND COATING INDUSTRY
-  WASTE WATER TREATMENT
-  CHEMICAL INDUSTRY
-  MINING INDUSTRY
-  CERAMIC INDUSTRY
-  RAFINERY

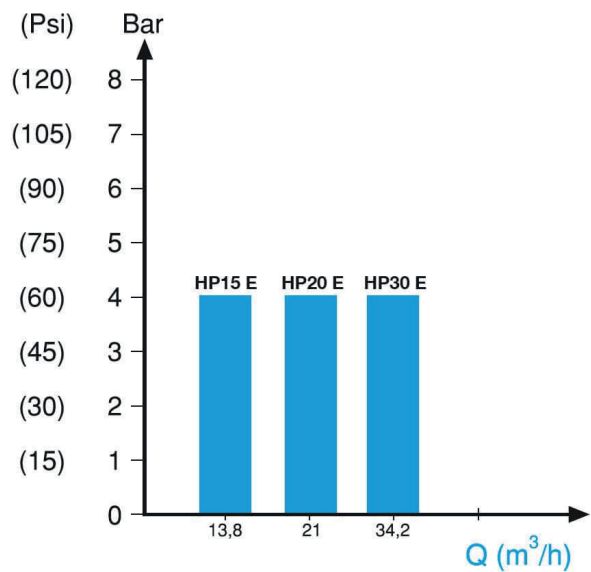
ADVANTAGES

- 1) Solid particles may pass through the pump.
- 2) It can work with an electric motor in environments where there is no or insufficient air.
- 3) Maintenance cost is low .
- 4) The flow rate can be controlled by connecting the driver to the electric motor of the pump.
- 5) The suction depth of this pump is 4 m.
- 6) It has the feature of working dry.

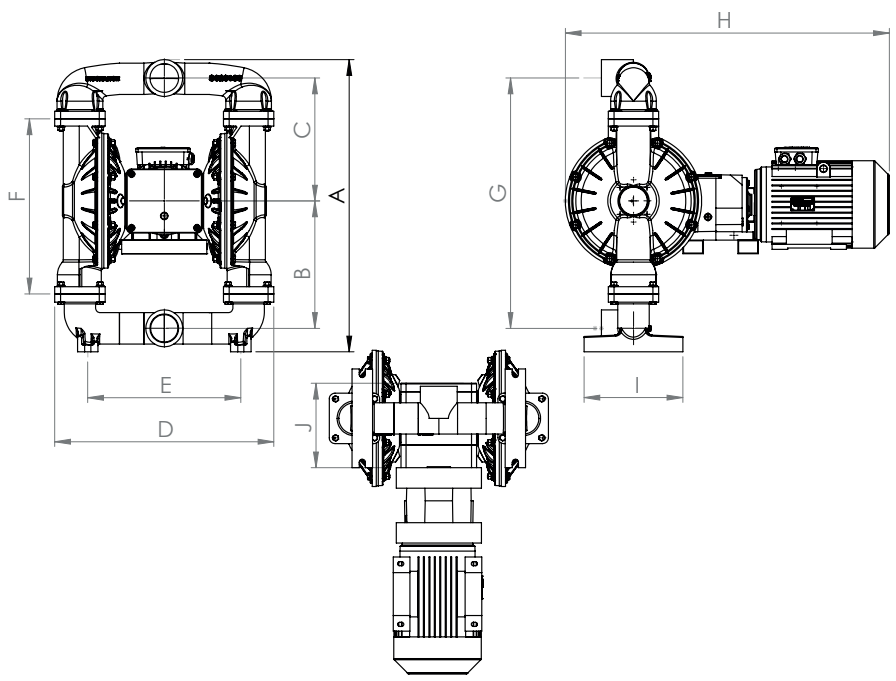
PUMP TECHNICAL SPECIFICATIONS

Max. Operating Pressure	: 4 bar
Voltage	: 380 volt 50 hz
Energy Consumption	: 5,5kw / 7,5 kw
Displacement/Stroke	: 3,65 lt/strok
Max. Discharge Head	: 40 mss
Suction Head	: 4 m
Solid Particle Permeability	: 8 mm
Max. Capacity	: 34,2 m3/h 570 l/min
Reducer Speed	: 78 D/d
Max. Çalışma sıcaklığı	: 100 °C
Inlet	: 3 inch
Outlet	: 3 inch
Body Material	: Stainless Steel
Diaphragm Options	: Santoprene, Neoprene, Buna-N, EPDM, Teflon, Viton
Ball Options	: Santoprene, Neoprene, Buna-N, EPDM, Teflon, Viton
Ball Seat Options	: Santoprene, Neoprene, Buna-N, EPDM, Teflon, Viton

DIAPHRAGM PUMPS PERFORMANCE CURVES



PUMP EXTERNAL DIMENSIONS



A	B	C	D	E	F	G	H	I	J
858	374	361	645	450	514	735	950	290	248