



HUGE FLUID SOLUTIONS



HUGE PUMP



*PLASTIC BODY
DIAPHRAGM PUMPS*



APPLICATION AREAS

- WASTE WATER TREATMENT
- TEXTILE
- PACKAGING
- CHEMICAL INDUSTRY
- AUTOMOTIVE
- FOOD INDUSTRY
- PAINT INDUSTRY
- MINING - ENERGY
- MARINE
- MACHINE-AUTOMATION

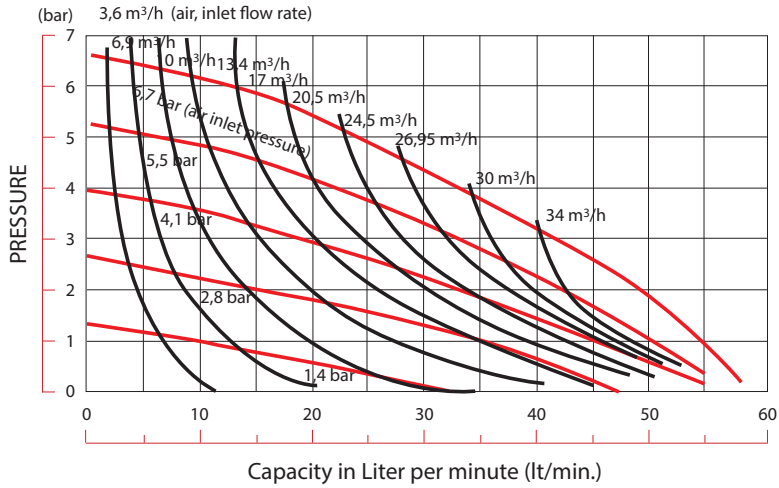
ADVANTAGES

- 1) Solid particles may pass through the pump.
- 2) Maintenance cost is low.
- 3) Liquid flow rate can also be adjusted when the air inlet pressure of the pump is adjusted.
- 4) The pump's air valve and pilot valve repair kits can be repaired without disassembling the pump.
- 5) It has the feature of working dry.
- 6) The suction depth of this pump is 6 m.

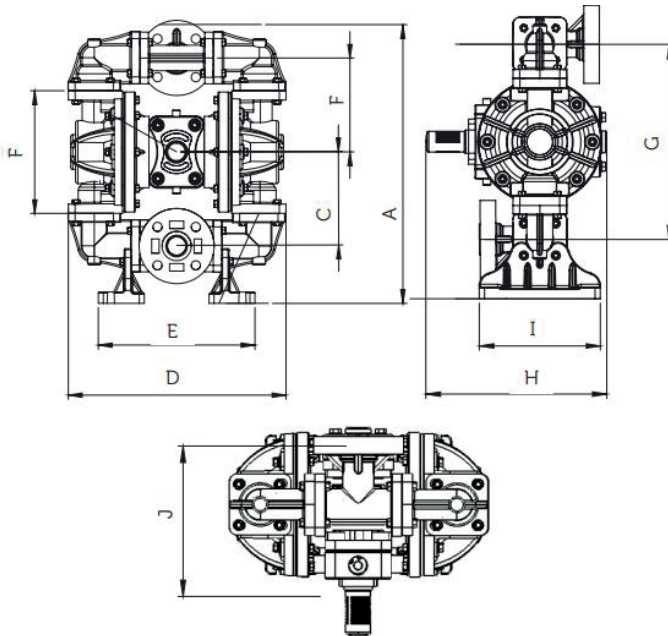
PUMP TECHNICAL SPECIFICATIONS

- Max. Capacity** : 55 l/min
- Fluid Inled-Outlet** : 3/4"
- Max. Fluid Discharge** : 7 bar
- Body Material** : PB (Glass fiber added polypropylene)
- Air Inlet Size** : 1/4"
- Solid Particle Size** : 3 mm
- Dry Suction Depth** : 6 m
- Max Air Pressure** : 7 bar
- Diaphragm Options** : Santoprene, Neoprene, Buna-N, EPDM, Teflon, Viton
- Ball Options** : Santoprene, Neoprene, Buna-N, EPDM, Teflon, Viton
- Ball Seat Options** : Santoprene, Neoprene, Buna-N, EPDM, Teflon, Viton

DIAPHRAGM PUMPS PERFORMANCE CURVES



PUMP EXTERNAL DIMENSIONS



A	B	C	D	E	F	G	H	I	J
340	112	112	262	188	147	225	210	140	152

HP10 PB SERIES PLASTIC BODY PUMP

HUGEPUMP



APPLICATION AREAS

 WASTE WATER TREATMENT	 MINING - ENERGY
 TEXTILE	 MARINE
 PACKAGING	 MACHINE-AUTOMATION
 CHEMICAL INDUSTRY	 BATTERY ACCUMULATOR
 AUTOMOTIVE	 COATING INDUSTRY
 FOOD INDUSTRY	 DEFENSE INDUSTRY
 PAINT INDUSTRY	

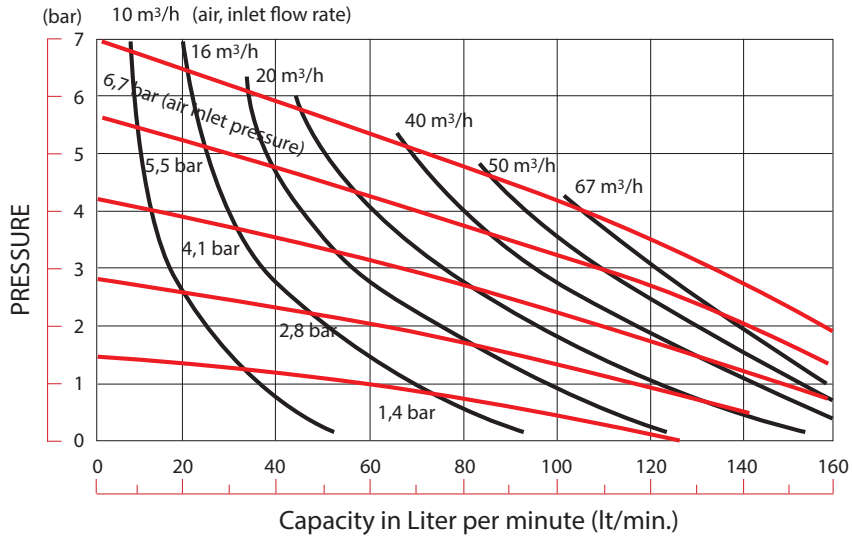
ADVANTAGES

- 1) Solid particles may pass through the pump.
- 2) Maintenance cost is low.
- 3) Liquid flow rate can also be adjusted when the air inlet pressure of the pump is adjusted.
- 4) The pump's air valve and pilot valve repair kits can be repaired without disassembling the pump.
- 5) It has the feature of working dry.
- 6) The suction depth of this pump is 6 m.

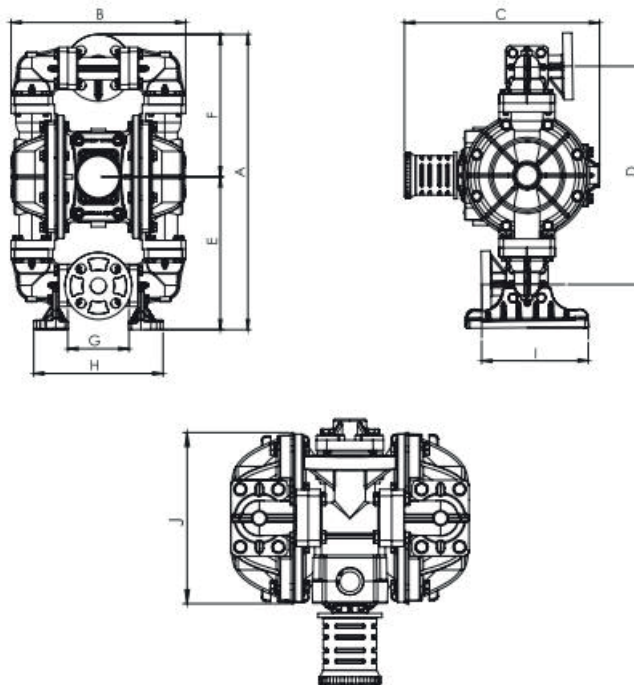
PUMP TECHNICAL SPECIFICATIONS

Max. Capacity	: 150 l/min
Fluid Inlet-Outlet	: 1"
Max. Fluid Discharge	: 7 bar
Body Material	: PB(Glass fiber added polypropylene)
Air Inlet Size	: 1/2"
Solid Particle Size	: 4 mm
Dry Suction Depth	: 6 m
Max Air Pressure	: 7 bar
Diaphragm Options	: Santoprene, Neoprene, Buna-N, EPDM, Teflon, Viton
Ball Options	: Santoprene, Neoprene, Buna-N, EPDM, Teflon, Viton
Ball Seat Options	: Santoprene, Neoprene, Buna-N, EPDM, Teflon, Viton

DIAPHRAGM PUMPS PERFORMANCE CURVES



PUMP EXTERNAL DIMENSIONS



A	B	C	D	E	F	G	H	I	J
482	285	318	356	250	232	100	211	174	205

HP15 PB SERIES PLASTIC BODY PUMP

HUGEPUMP



APPLICATION AREAS

- WASTE WATER TREATMENT
- TEXTILE
- PACKAGING
- CHEMICAL INDUSTRY
- AUTOMOTIVE
- FOOD INDUSTRY
- PAINT INDUSTRY
- MINING - ENERGY
- MARINE
- MACHINE-AUTOMATION
- BATTERY ACCUMULATOR
- COATING INDUSTRY
- DEFENSE INDUSTRY

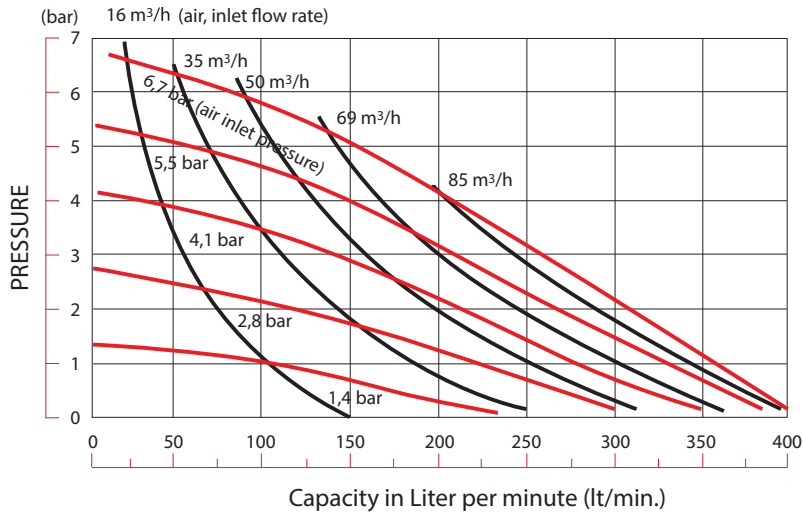
ADVANTAGES

- 1) Solid particles may pass through the pump.
- 2) Maintenance cost is low.
- 3) Liquid flow rate can also be adjusted when the air inlet pressure of the pump is adjusted.
- 4) The pump's air valve and pilot valve repair kits can be repaired without disassembling the pump.
- 5) It has the feature of working dry.
- 6) The suction depth of this pump is 6 m.

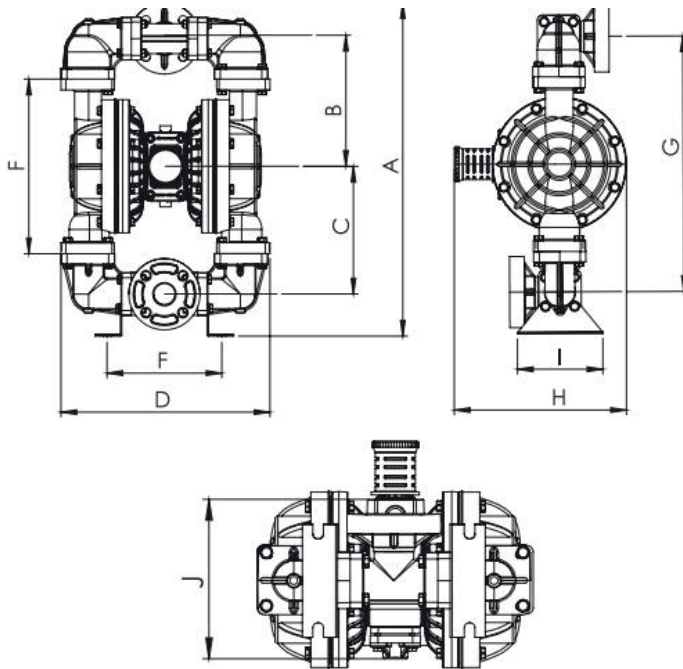
PUMP TECHNICAL SPECIFICATIONS

- Max. Capacity** : 400 l/min
- Fluid Inlet-Outlet** : 1½"
- Max. Fluid Discharge** : 7 bar
- Body Material** : PB (Glass fiber added polypropylene)
- Air Inlet Size** : 3/4"
- Solid Particle Size** : 6 mm
- Dry Suction Depth** : 6 m
- Max Air Pressure** : 7 bar
- Diaphragm Options** : Santoprene, Neoprene, Buna-N, EPDM, Teflon, Viton
- Ball Options** : Santoprene, Neoprene, Buna-N, EPDM, Teflon, Viton
- Ball Seat Options** : Santoprene, Neoprene, Buna-N, EPDM, Teflon, Viton

DIAPHRAGM PUMPS PERFORMANCE CURVES



PUMP EXTERNAL DIMENSIONS



A	B	C	D	E	F	G	H	I	J
703	276	269	440	242	368	538	363	180	254



APPLICATION AREAS

- WASTE WATER TREATMENT
- TEXTILE
- PACKAGING
- CHEMICAL INDUSTRY
- AUTOMOTIVE
- FOOD INDUSTRY
- PAINT INDUSTRY
- MINING - ENERGY
- MARINE
- MACHINE-AUTOMATION
- BATTERY ACCUMULATOR
- COATING INDUSTRY
- DEFENSE INDUSTRY

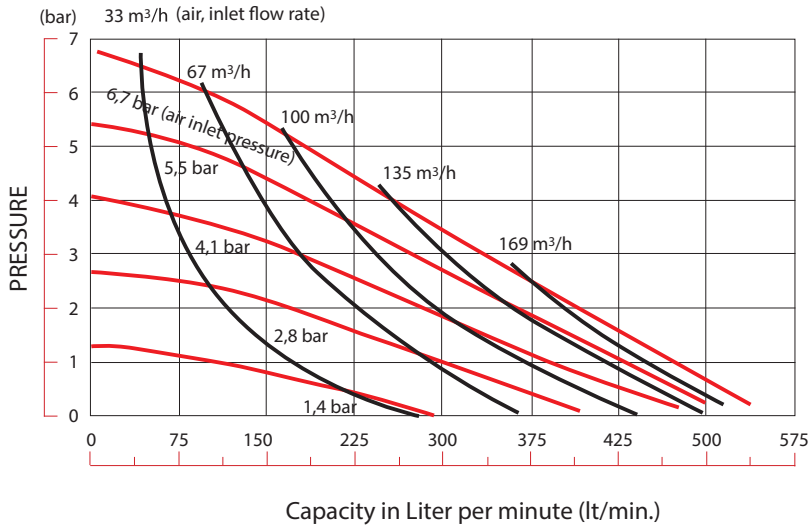
ADVANTAGES

- 1) Solid particles may pass through the pump.
- 2) Maintenance cost is low.
- 3) Liquid flow rate can also be adjusted when the air inlet pressure of the pump is adjusted.
- 4) The pump's air valve and pilot valve repair kits can be repaired without disassembling the pump.
- 5) It has the feature of working dry.
- 6) The suction depth of this pump is 6 m.

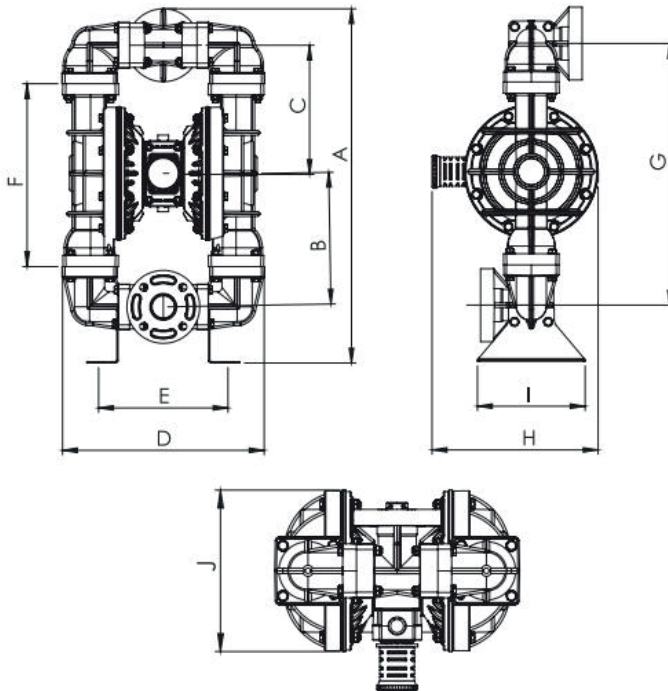
PUMP TECHNICAL SPECIFICATIONS

- Max. Capacity** : 560 l/min
- Fluid Inlet-Outlet** : 2"
- Max. Fluid Discharge** : 7 bar
- Body Material** : PB(Glass fiber added polypropylene)
- Air Inlet Size** : 3/4"
- Solid Particle Size** : 6 mm
- Dry Suction Depth** : 6 m
- Max Air Pressure** : 7 bar
- Diaphragm Options** : Santoprene, Neoprene, Buna-N, EPDM, Teflon, Viton
- Ball Options** : Santoprene, Neoprene, Buna-N, EPDM, Teflon, Viton
- Ball Seat Options** : Santoprene, Neoprene, Buna-N, EPDM, Teflon, Viton

DIAPHRAGM PUMPS PERFORMANCE CURVES



PUMP EXTERNAL DIMENSIONS



A	B	C	D	E	F	G	H	I	J
790	294	288	450	288	408	584	370	240	298

HP30 PB SERIES PLASTIC BODY PUMP

HUGEPUMP



APPLICATION AREAS

- WASTE WATER TREATMENT
- TEXTILE
- PACKAGING
- CHEMICAL INDUSTRY
- AUTOMOTIVE
- FOOD INDUSTRY
- PAINT INDUSTRY
- MINING - ENERGY
- MARINE
- MACHINE-AUTOMATION
- BATTERY ACCUMULATOR
- COATING INDUSTRY
- DEFENSE INDUSTRY

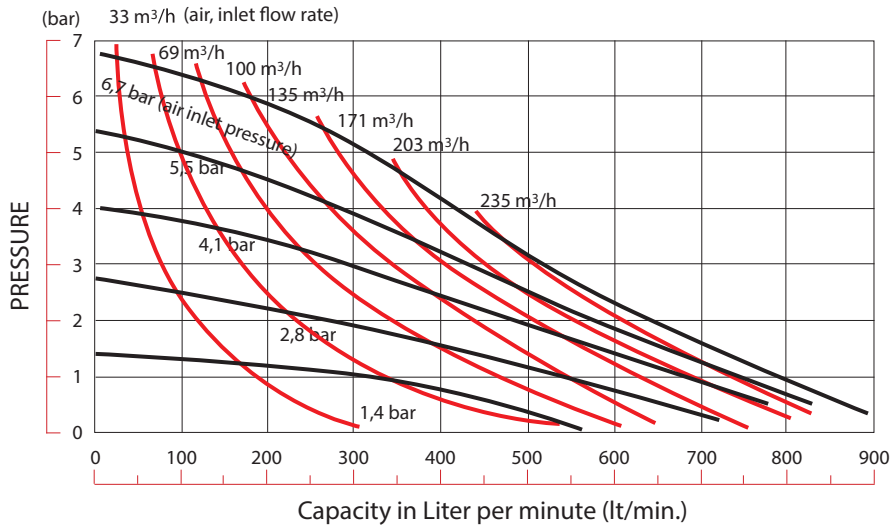
ADVANTAGES

- 1) Solid particles may pass through the pump.
- 2) Maintenance cost is low.
- 3) Liquid flow rate can also be adjusted when the air inlet pressure of the pump is adjusted.
- 4) The pump's air valve and pilot valve repair kits can be repaired without disassembling the pump.
- 5) It has the feature of working dry.
- 6) The suction depth of this pump is 6 m.

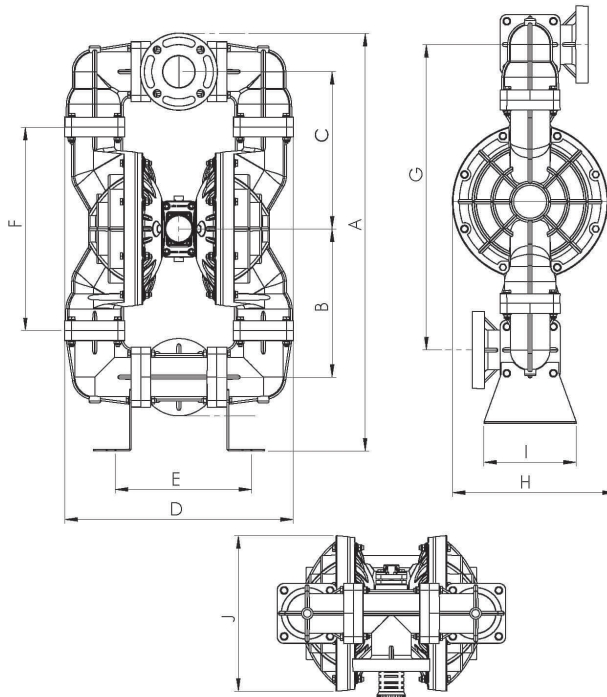
PUMP TECHNICAL SPECIFICATIONS

- Max. Capacity** : 890 l/min
- Fluid Inlet-Outlet** : 3"
- Max. Fluid Discharge** : 7 bar
- Body Material** : PB(Glass fiber added polypropylene)
- Air Inlet Size** : 3/4"
- Solid Particle Size** : 8 mm
- Dry Suction Depth** : 6 m
- Max Air Pressure** : 7 bar
- Diaphragm Options** : Santoprene, Neoprene, Buna-N, EPDM, Teflon, Viton
- Ball Options** : Santoprene, Neoprene, Buna-N, EPDM, Teflon, Viton
- Ball Seat Options** : Santoprene, Neoprene, Buna-N, EPDM, Teflon, Viton

DIAPHRAGM PUMPS PERFORMANCE CURVES



PUMP EXTERNAL DIMENSIONS



A	B	C	D	E	F	G	H	I	J
1085	385	408	594	353	528	794	424	240	404



APPLICATION AREAS

- WASTE WATER TREATMENT
- TEXTILE
- PACKAGING
- CHEMICAL INDUSTRY
- AUTOMOTIVE
- FOOD INDUSTRY
- PAINT INDUSTRY

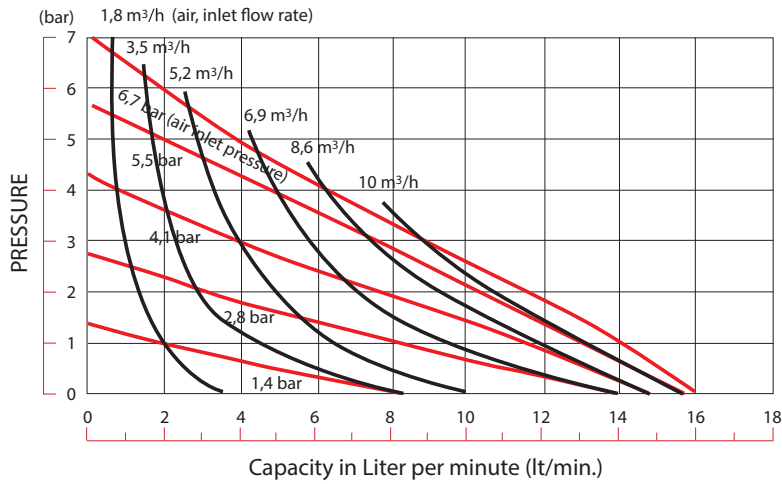
ADVANTAGES

- 1) Solid particles may pass through the pump.
- 2) Maintenance cost is low.
- 3) Liquid flow rate can also be adjusted when the air inlet pressure of the pump is adjusted.
- 4) The pump's air valve and pilot valve repair kits can be repaired without disassembling the pump.
- 5) It has the feature of working dry.
- 6) The suction depth of this pump is 1 m.

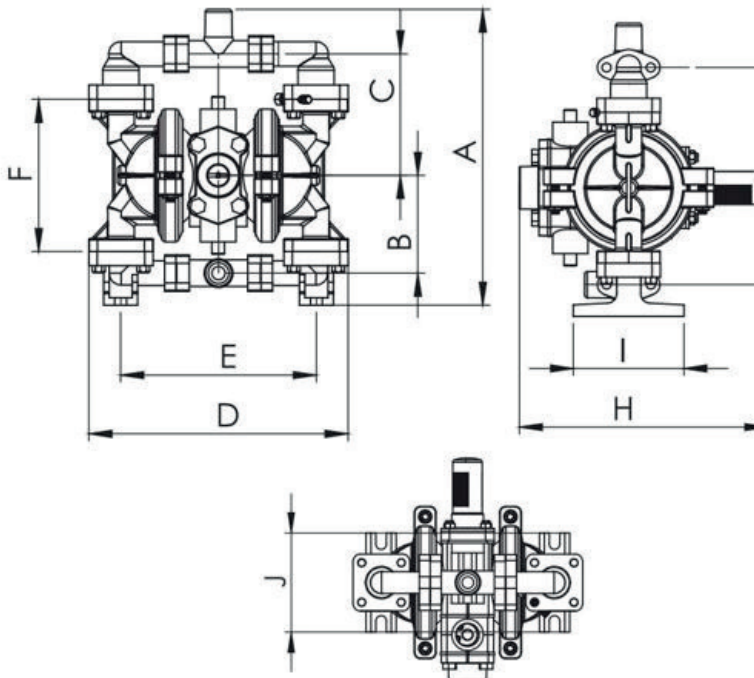
PUMP TECHNICAL SPECIFICATIONS

- Max. Capacity** : 16 l/min
- Fluid Inlet-Outlet** : 1/4"
- Max. Fluid Discharge** : 7 bar
- Body Material** : Polipropilen - PVDF
- Air Inlet Size** : 1/4"
- Solid Particle Size** : 1 mm
- Dry Suction Depth** : 1m - 1,5 m
- Max Air Pressure** : 7 bar
- Diaphragm Options** : Santoprene, Neoprene, Buna-N, EPDM, Teflon, Viton
- Ball Options** : Santoprene, Neoprene, Buna-N, EPDM, Teflon, Viton
- Ball Seat Options** : Santoprene, Neoprene, Buna-N, EPDM, Teflon, Viton

DIAPHRAGM PUMPS PERFORMANCE CURVES



PUMP EXTERNAL DIMENSIONS



A	B	C	D	E	F	G	H	I	J
212	70	87	186	140	109	157	180	80	80

HP05 PP SERIES PLASTIC BODY PUMP

HUGEPUMP



APPLICATION AREAS

- WASTE WATER TREATMENT
- TEXTILE
- PACKAGING
- CHEMICAL INDUSTRY
- AUTOMOTIVE
- FOOD INDUSTRY
- PAINT INDUSTRY
- MINING - ENERGY
- MARINE
- MACHINE-AUTOMATION

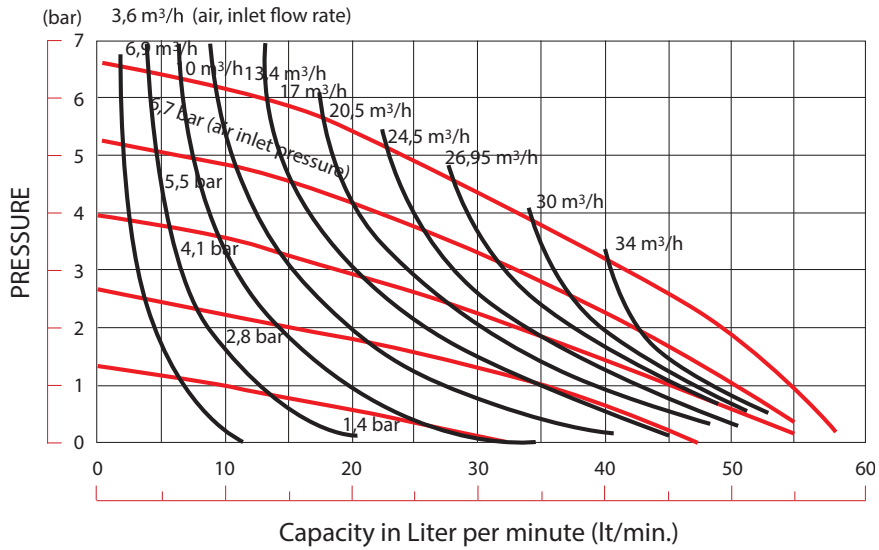
ADVANTAGES

- 1) Solid particles may pass through the pump.
- 2) Maintenance cost is low.
- 3) Liquid flow rate can also be adjusted when the air inlet pressure of the pump is adjusted.
- 4) The pump's air valve and pilot valve repair kits can be repaired without disassembling the pump.
- 5) It has the feature of working dry.
- 6) The suction depth of this pump is 6 m.

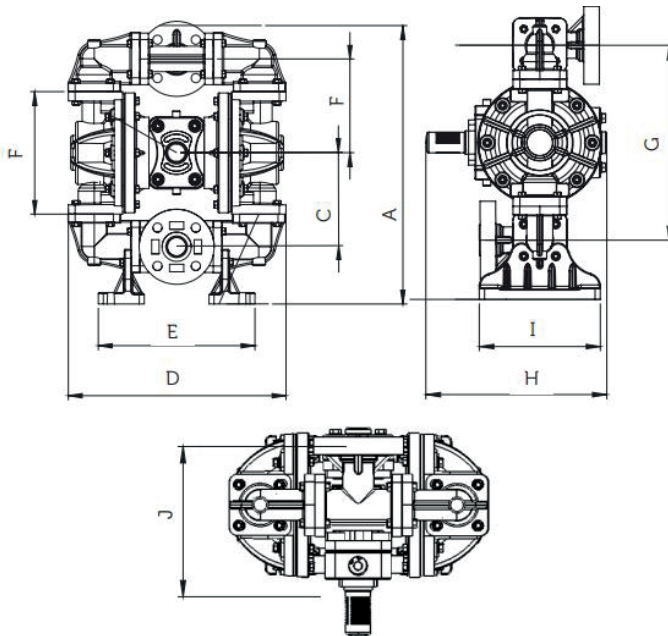
PUMP TECHNICAL SPECIFICATIONS

- Max. Capacity** : 55 l/min
- Fluid Inlet-Outlet** : 3/4"
- Max. Fluid Discharge** : 7 bar
- Body Material** : Polipropilen
- Air Inlet Size** : 1/4"
- Solid Particle Size** : 3 mm
- Dry Suction Depth** : 6 m
- Max Air Pressure** : 7 bar
- Diaphragm Options** : Santoprene, Neoprene, Buna-N, EPDM, Teflon, Viton
- Ball Options** : Santoprene, Neoprene, Buna-N, EPDM, Teflon, Viton
- Ball Seat Options** : Santoprene, Neoprene, Buna-N, EPDM, Teflon, Viton

DIAPHRAGM PUMPS PERFORMANCE CURVES




PUMP EXTERNAL DIMENSIONS



A	B	C	D	E	F	G	H	I	J
340	112	112	262	188	147	225	210	140	152

HP10 PP SERIES PLASTIC BODY PUMP

HUGEPUMP



APPLICATION AREAS

 WASTE WATER TREATMENT	 MINING - ENERGY
 TEXTILE	 MARINE
 PACKAGING	 MACHINE-AUTOMATION
 CHEMICAL INDUSTRY	 BATTERY ACCUMULATOR
 AUTOMOTIVE	 COATING INDUSTRY
 FOOD INDUSTRY	 DEFENSE INDUSTRY
 PAINT INDUSTRY	

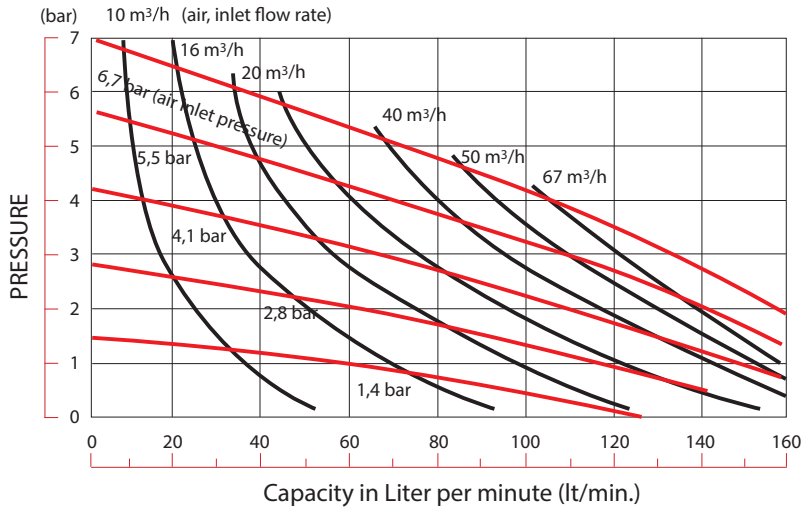
ADVANTAGES

- 1) Solid particles may pass through the pump.
- 2) Maintenance cost is low.
- 3) Liquid flow rate can also be adjusted when the air inlet pressure of the pump is adjusted.
- 4) The pump's air valve and pilot valve repair kits can be repaired without disassembling the pump.
- 5) It has the feature of working dry.
- 6) The suction depth of this pump is 6 m.

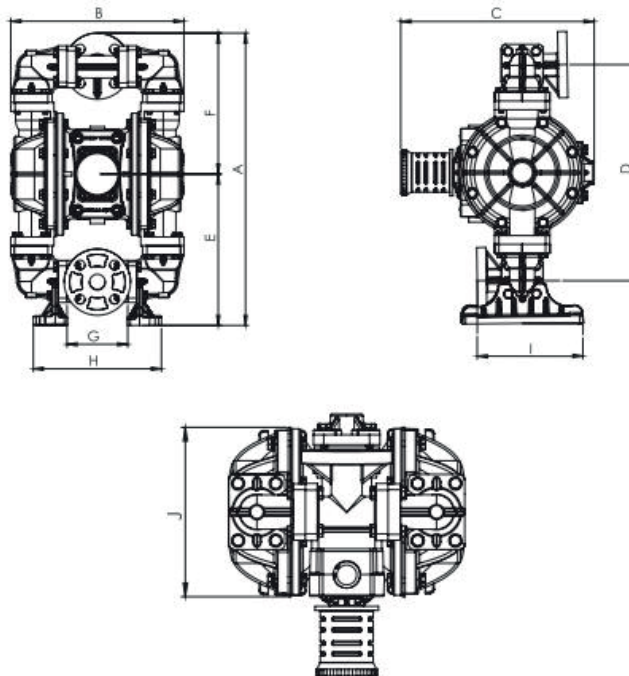
PUMP TECHNICAL SPECIFICATIONS

Max. Capacity	: 150 l/min
Fluid Inlet-Outlet	: 1"
Max. Fluid Discharge	: 7 bar
Body Material	: Polipropilen
Air Inlet Size	: 1/2"
Solid Particle Size	: 4 mm
Dry Suction Depth	: 6 m
Max Air Pressure	: 7 bar
Diaphragm Options	: Santoprene, Neoprene, Buna-N, EPDM, Teflon, Viton
Ball Options	: Santoprene, Neoprene, Buna-N, EPDM, Teflon, Viton
Ball Seat Options	: Santoprene, Neoprene, Buna-N, EPDM, Teflon, Viton

DIAPHRAGM PUMPS PERFORMANCE CURVES



PUMP EXTERNAL DIMENSIONS



A	B	C	D	E	F	G	H	I	J
482	285	318	356	250	232	100	211	174	205

HP15 PP SERIES PLASTIC BODY PUMP

HUGEPUMP



APPLICATION AREAS

- WASTE WATER TREATMENT
- TEXTILE
- PACKAGING
- CHEMICAL INDUSTRY
- AUTOMOTIVE
- FOOD INDUSTRY
- PAINT INDUSTRY
- MINING - ENERGY
- MARINE
- MACHINE-AUTOMATION
- BATTERY ACCUMULATOR
- COATING INDUSTRY
- DEFENSE INDUSTRY

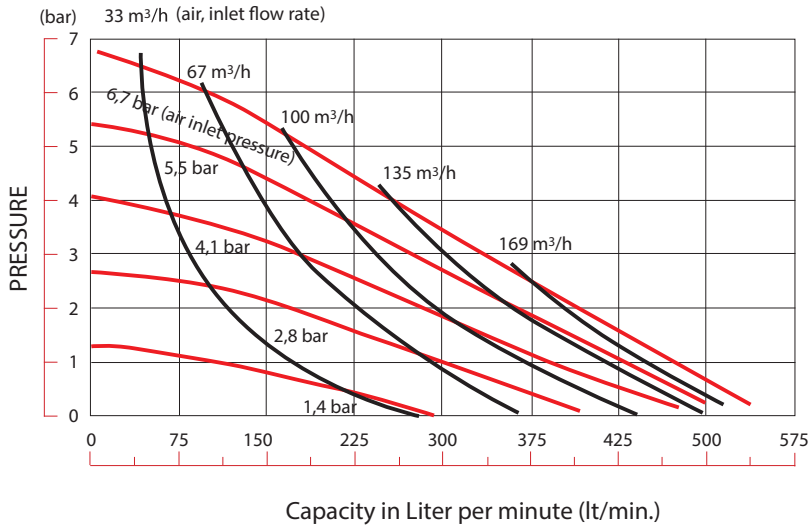
ADVANTAGES

- 1) Solid particles may pass through the pump.
- 2) Maintenance cost is low.
- 3) Liquid flow rate can also be adjusted when the air inlet pressure of the pump is adjusted.
- 4) The pump's air valve and pilot valve repair kits can be repaired without disassembling the pump.
- 5) It has the feature of working dry.
- 6) The suction depth of this pump is 6 m.

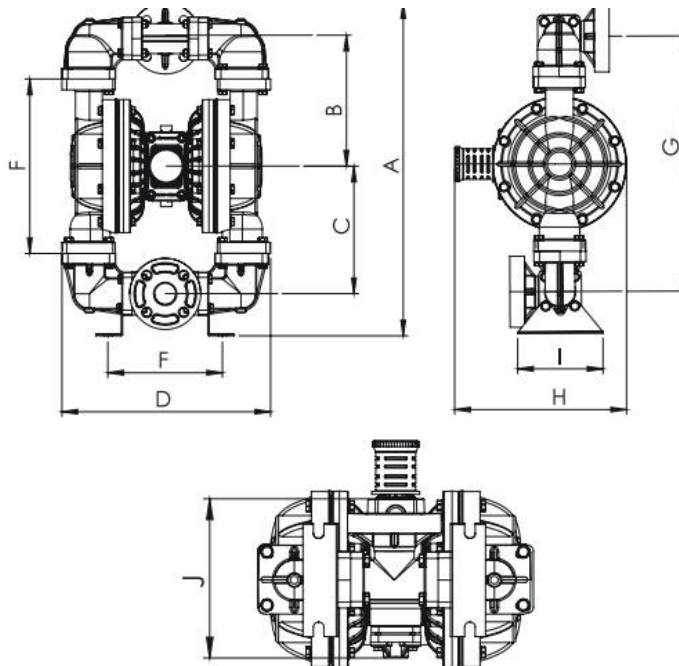
PUMP TECHNICAL SPECIFICATIONS

- Max. Capacity** : 400 l/min
- Fluid Inlet-Outlet** : 1½"
- Max. Fluid Discharge** : 7 bar
- Body Material** : Polipropilen
- Air Inlet Size** : 3/4"
- Solid Particle Size** : 6 mm
- Dry Suction Depth** : 6 m
- Max Air Pressure** : 7 bar
- Diaphragm Options** : Santoprene, Neoprene, Buna-N, EPDM, Teflon, Viton
- Ball Options** : Santoprene, Neoprene, Buna-N, EPDM, Teflon, Viton
- Ball Seat Options** : Santoprene, Neoprene, Buna-N, EPDM, Teflon, Viton

DIAPHRAGM PUMPS PERFORMANCE CURVES



PUMP EXTERNAL DIMENSIONS



A	B	C	D	E	F	G	H	I	J
703	276	269	440	242	368	538	363	180	254



APPLICATION AREAS

-  WASTE WATER TREATMENT
  MINING - ENERGY
-  TEXTILE
  MARINE
-  PACKAGING
  MACHINE-AUTOMATION
-  CHEMICAL INDUSTRY
  BATTERY ACCUMULATOR
-  AUTOMOTIVE
  COATING INDUSTRY
-  FOOD INDUSTRY
  DEFENSE INDUSTRY
-  PAINT INDUSTRY

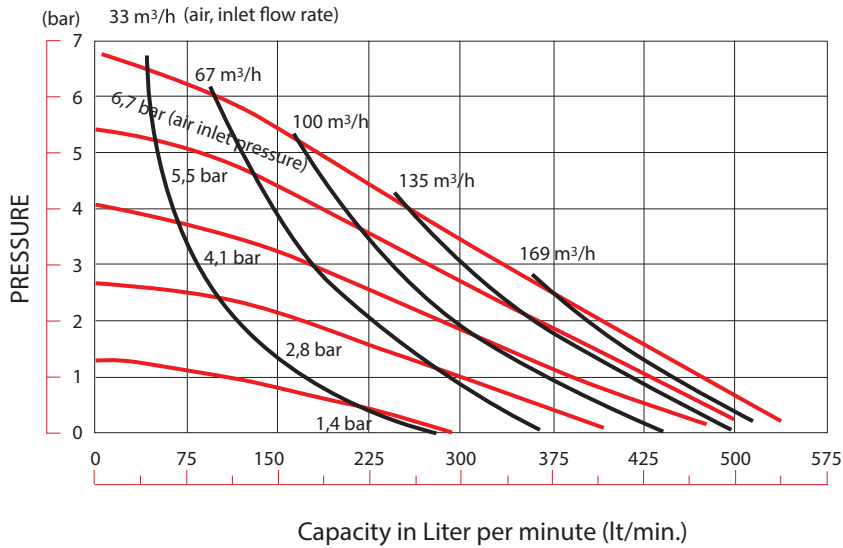
ADVANTAGES

- 1) Solid particles may pass through the pump.
- 2) Maintenance cost is low.
- 3) Liquid flow rate can also be adjusted when the air inlet pressure of the pump is adjusted.
- 4) The pump's air valve and pilot valve repair kits can be repaired without disassembling the pump.
- 5) It has the feature of working dry.
- 6) The suction depth of this pump is 6 m.

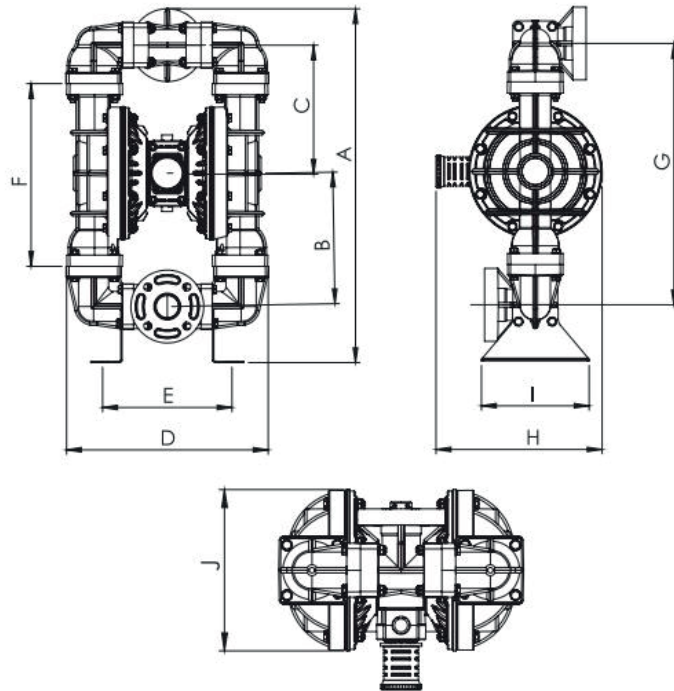
PUMP TECHNICAL SPECIFICATIONS

- Max. Capacity** : 560 l/min
- Fluid Inlet-Outlet** : 2"
- Max. Fluid Discharge** : 7 bar
- Body Material** : Polipropilen
- Air Inlet Size** : 3/4"
- Solid Particle Size** : 6 mm
- Dry Suction Depth** : 6 m
- Max Air Pressure** : 7 bar
- Diaphragm Options** : Santoprene, Neoprene, Buna-N, EPDM, Teflon, Viton
- Ball Options** : Santoprene, Neoprene, Buna-N, EPDM, Teflon, Viton
- Ball Seat Options** : Santoprene, Neoprene, Buna-N, EPDM, Teflon, Viton

DIAPHRAGM PUMPS PERFORMANCE CURVES




PUMP EXTERNAL DIMENSIONS



A	B	C	D	E	F	G	H	I	J
790	294	288	450	288	408	584	370	240	298

HPO2 PP SERIES PLASTIC BODY PUMP (SIDED INLET/OUTLET)

HUGEPUMP



APPLICATION AREAS

-  WASTE WATER TREATMENT
-  TEXTILE
-  PACKAGING
-  CHEMICAL INDUSTRY
-  AUTOMOTIVE
-  FOOD INDUSTRY
-  PAINT INDUSTRY

ADVANTAGES

- 1) Solid particles may pass through the pump.
- 2) Maintenance cost is low.
- 3) Liquid flow rate can also be adjusted when the air inlet pressure of the pump is adjusted.
- 4) The pump's air valve and pilot valve repair kits can be repaired without disassembling the pump.
- 5) It has the feature of working dry.
- 6) The suction depth of this pump is 1 m.

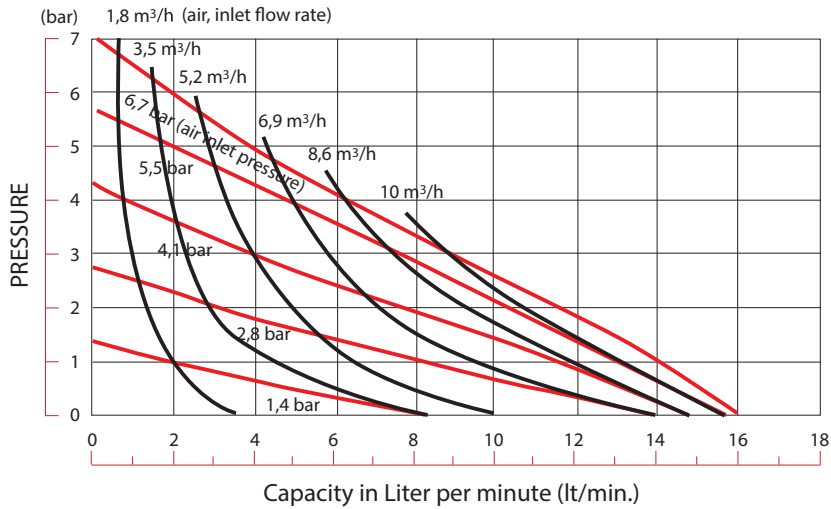
PUMP TECHNICAL SPECIFICATIONS

- Max. Capacity** : 16 l/min
- Fluid Inlet-Outlet** : 1/4"
- Max. Fluid Discharge** : 7 bar
- Body Material** : Polipropilen,PB (Glass fiber added polypropylene), PVDF
- Air Inlet Size** : 1/4"
- Solid Particle Size** : 1 mm
- Dry Suction Depth** : 1m - 1,5 m
- Max Air Pressure** : 7 bar
- Diaphragm Options** : Santoprene, Neoprene, Buna-N, EPDM, Teflon, Viton
- Ball Options** : Santoprene, Neoprene, Buna-N, EPDM, Teflon, Viton
- Ball Seat Options** : Santoprene, Neoprene, Buna-N, EPDM, Teflon, Viton

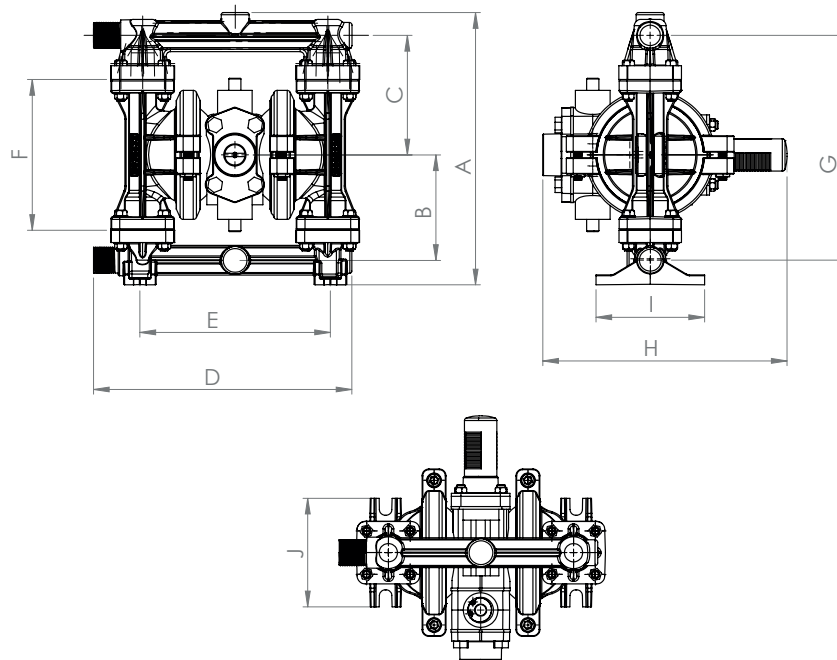
HPO2 PP SERIES PLASTIC BODY PUMP (SIDED INLET/OUTLET)



DIAPHRAGM PUMPS PERFORMANCE CURVES



PUMP EXTERNAL DIMENSIONS



A	B	C	D	E	F	G	H	I	J
200	78	88	190	140	111	166	180	80	80

HP05 PP SERIES PLASTIC BODY PUMP (SIDED INLET/OUTLET)

HUGEPUMP



APPLICATION AREAS

- WASTE WATER TREATMENT
- TEXTILE
- PACKAGING
- CHEMICAL INDUSTRY
- AUTOMOTIVE
- FOOD INDUSTRY
- PAINT INDUSTRY
- MINING - ENERGY
- MARINE
- MACHINE-AUTOMATION

ADVANTAGES

- 1) Solid particles may pass through the pump.
- 2) Maintenance cost is low.
- 3) Liquid flow rate can also be adjusted when the air inlet pressure of the pump is adjusted.
- 4) The pump's air valve and pilot valve repair kits can be repaired without disassembling the pump.
- 5) It has the feature of working dry.
- 6) The suction depth of this pump is 6 m.

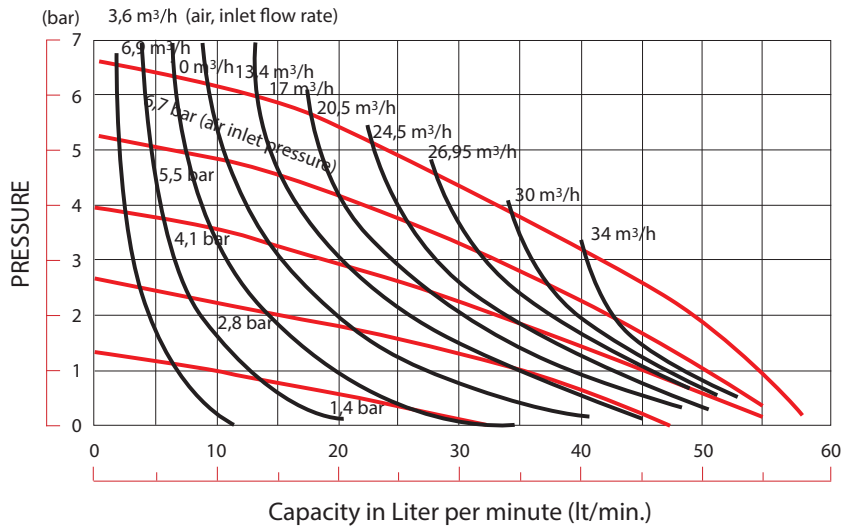
PUMP TECHNICAL SPECIFICATIONS

- Max. Capacity** : 55 l/min
- Fluid Inlet-Outlet** : 3/4"
- Max. Fluid Discharge** : 7 bar
- Body Material** : Polipropilen,PB (Glass fiber added polypropylene, PVDF)
- Air Inlet Size** : 1/4"
- Solid Particle Size** : 3 mm
- Dry Suction Depth** : 6 m
- Max Air Pressure** : 7 bar
- Diaphragm Options** : Santoprene, Neoprene, Buna-N, EPDM, Teflon, Viton
- Ball Options** : Santoprene, Neoprene, Buna-N, EPDM, Teflon, Viton
- Ball Seat Options** : Santoprene, Neoprene, Buna-N, EPDM, Teflon, Viton

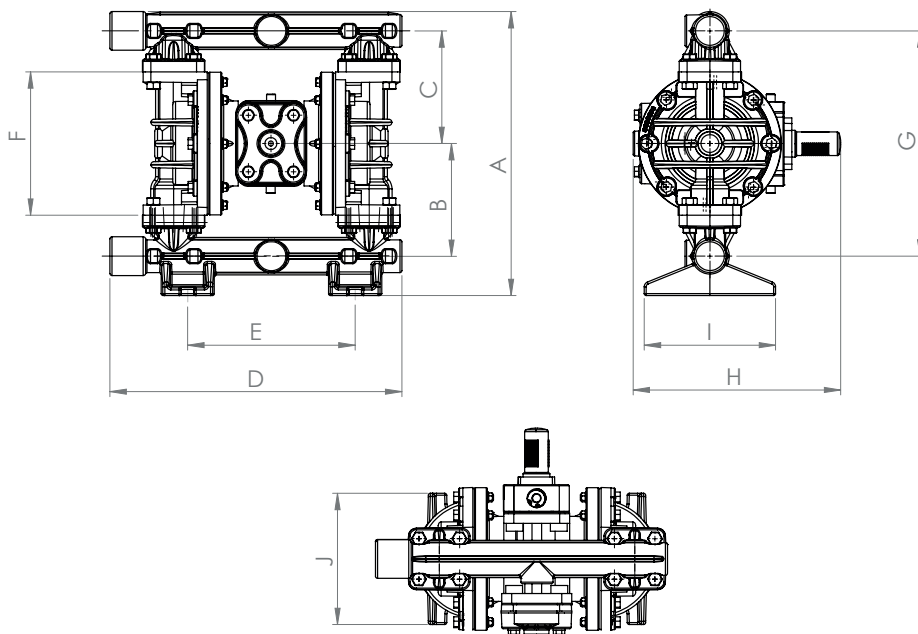
HP05 PP SERIES PLASTIC BODY PUMP (SIDED INLET/OUTLET)



DIAPHRAGM PUMPS PERFORMANCE CURVES



PUMP EXTERNAL DIMENSIONS



A	B	C	D	E	F	G	H	I	J
286	114	114	294	169	145	227	209	132	132

HP10 PP SERIES PLASTIC BODY PUMP (SIDED INLET/OUTLET)

HUGEPUMP



APPLICATION AREAS

- WASTE WATER TREATMENT
- TEXTILE
- PACKAGING
- CHEMICAL INDUSTRY
- AUTOMOTIVE
- FOOD INDUSTRY
- PAINT INDUSTRY
- MINING - ENERGY
- MARINE
- MACHINE-AUTOMATION
- BATTERY ACCUMULATOR
- COATING INDUSTRY
- DEFENSE INDUSTRY

ADVANTAGES

- 1) Solid particles may pass through the pump.
- 2) Maintenance cost is low.
- 3) Liquid flow rate can also be adjusted when the air inlet pressure of the pump is adjusted.
- 4) The pump's air valve and pilot valve repair kits can be repaired without disassembling the pump.
- 5) It has the feature of working dry.
- 6) The suction depth of this pump is 6 m.

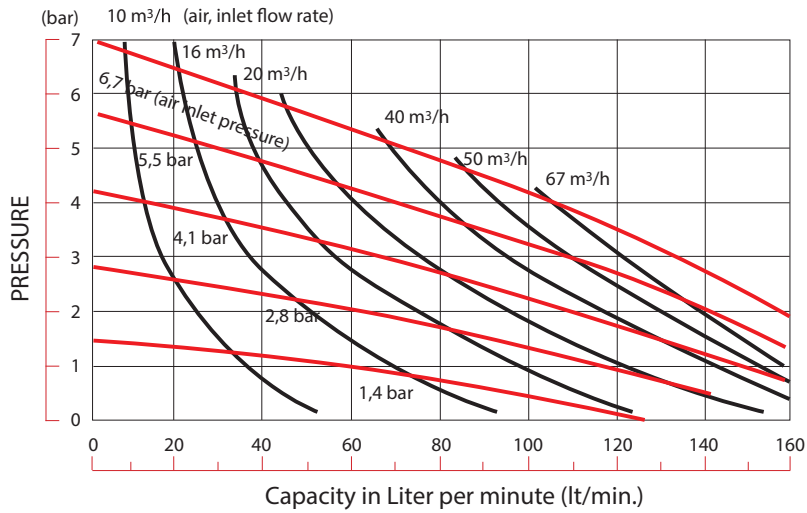
PUMP TECHNICAL SPECIFICATIONS

- Max. Capacity** : 150 l/min
- Fluid Inlet-Outlet** : 1"
- Max. Fluid Discharge** : 7 bar
- Body Material** : Polipropilen, PB (Glass fiber added polypropylene), PVDF
- Air Inlet Size** : 1/2"
- Solid Particle Size** : 4 mm
- Dry Suction Depth** : 6 m
- Max Air Pressure** : 7 bar
- Diaphragm Options** : Santoprene, Neoprene, Buna-N, EPDM, Teflon, Viton
- Ball Options** : Santoprene, Neoprene, Buna-N, EPDM, Teflon, Viton
- Ball Seat Options** : Santoprene, Neoprene, Buna-N, EPDM, Teflon, Viton

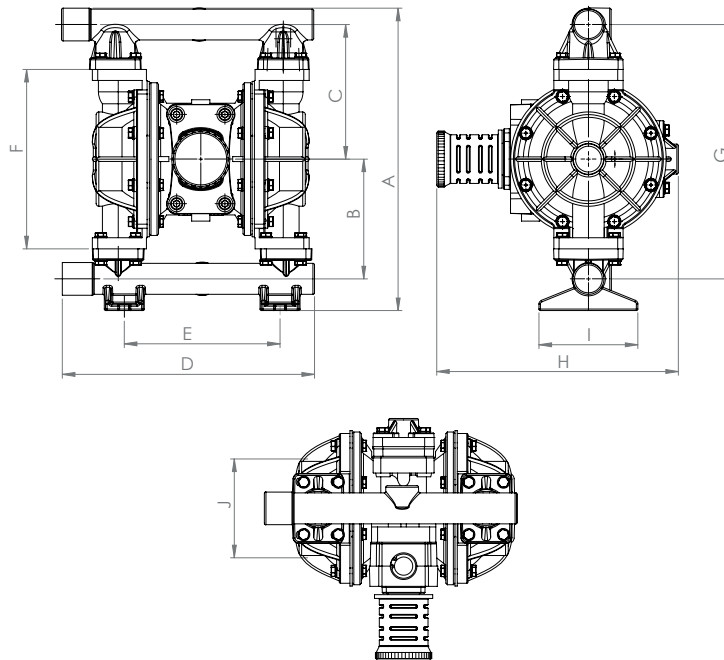
HP10 PP SERIES PLASTIC BODY PUMP (SIDED INLET/OUTLET)



DIAPHRAGM PUMPS PERFORMANCE CURVES



PUMP EXTERNAL DIMENSIONS



A	B	C	D	E	F	G	H	I	J
398	158	177	332	205	236	335	318	130	130



APPLICATION AREAS

-  WASTE WATER TREATMENT
-  TEXTILE
-  PACKAGING
-  CHEMICAL INDUSTRY
-  AUTOMOTIVE
-  FOOD INDUSTRY
-  PAINT INDUSTRY

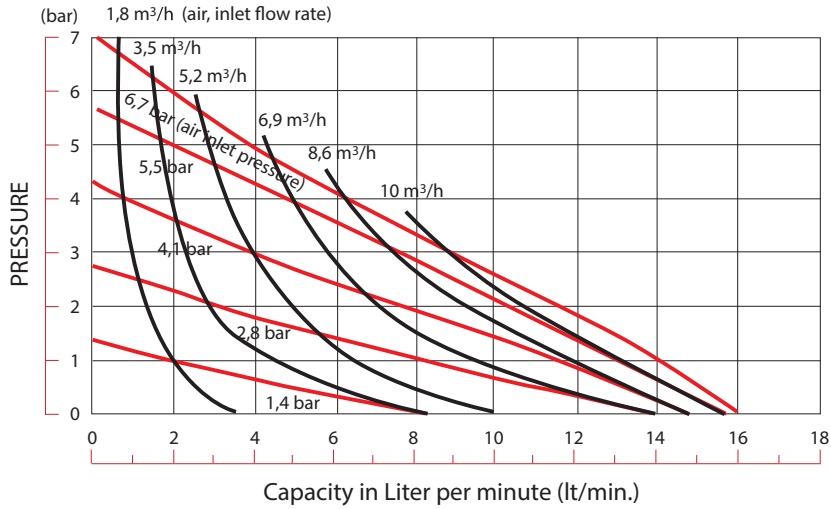
ADVANTAGES

- 1) Solid particles may pass through the pump.
- 2) Maintenance cost is low.
- 3) Liquid flow rate can also be adjusted when the air inlet pressure of the pump is adjusted.
- 4) The pump's air valve and pilot valve repair kits can be repaired without disassembling the pump.
- 5) It has the feature of working dry.
- 6) The suction depth of this pump is 1 m.

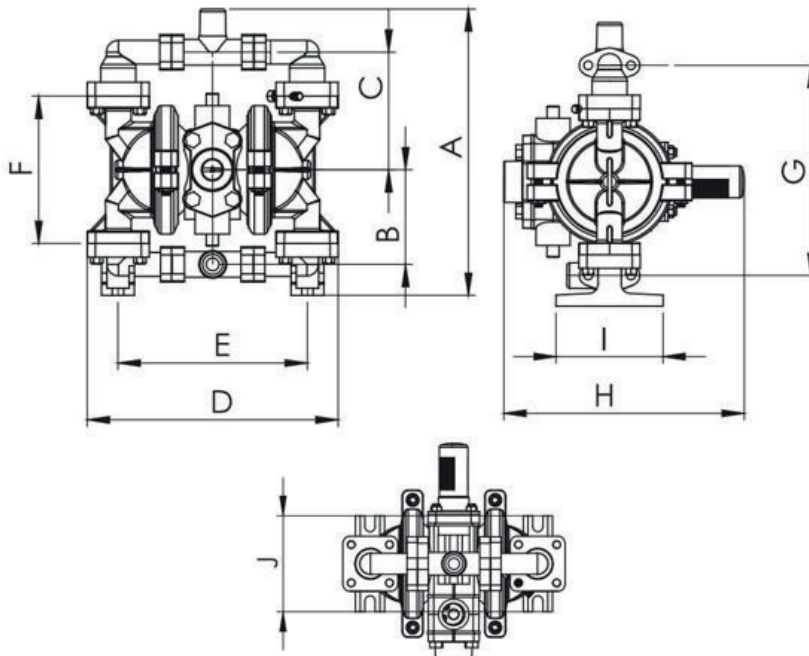
PUMP TECHNICAL SPECIFICATIONS

- Max. Capacity** : 16 l/min
- Fluid Inlet-Outlet** : 1/4"
- Max. Fluid Discharge** : 7 bar
- Body Material** : PVDF
- Air Inlet Size** : 1/4"
- Solid Particle Size** : 1 mm
- Dry Suction Depth** : 1m - 1,5 m
- Max Air Pressure** : 7 bar
- Diaphragm Options** : Santoprene, Neoprene, Buna-N, EPDM, Teflon, Viton
- Ball Options** : Santoprene, Neoprene, Buna-N, EPDM, Teflon, Viton
- Ball Seat Options** : Santoprene, Neoprene, Buna-N, EPDM, Teflon, Viton

DIAPHRAGM PUMPS PERFORMANCE CURVES



PUMP EXTERNAL DIMENSIONS



A	B	C	D	E	F	G	H	I	J
212	70	87	186	140	109	157	180	80	80

HP05 PVDF SERIES PLASTIC BODY PUMP

HUGEPUMP



APPLICATION AREAS

- WASTE WATER TREATMENT
- TEXTILE
- PACKAGING
- CHEMICAL INDUSTRY
- AUTOMOTIVE
- FOOD INDUSTRY
- PAINT INDUSTRY
- MINING - ENERGY
- MARINE
- MACHINE-AUTOMATION

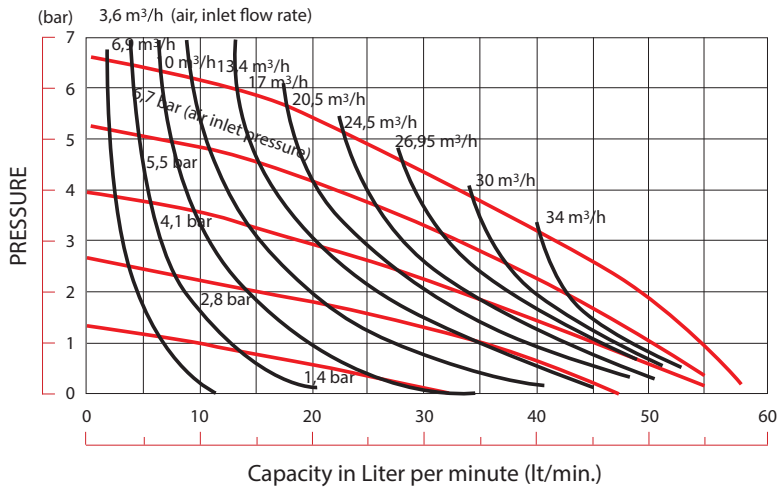
ADVANTAGES

- 1) Solid particles may pass through the pump.
- 2) Maintenance cost is low.
- 3) Liquid flow rate can also be adjusted when the air inlet pressure of the pump is adjusted.
- 4) The pump's air valve and pilot valve repair kits can be repaired without disassembling the pump.
- 5) It has the feature of working dry.
- 6) The suction depth of this pump is 6 m.
- 7) The liquid connection of the pump can be both flange and threaded.

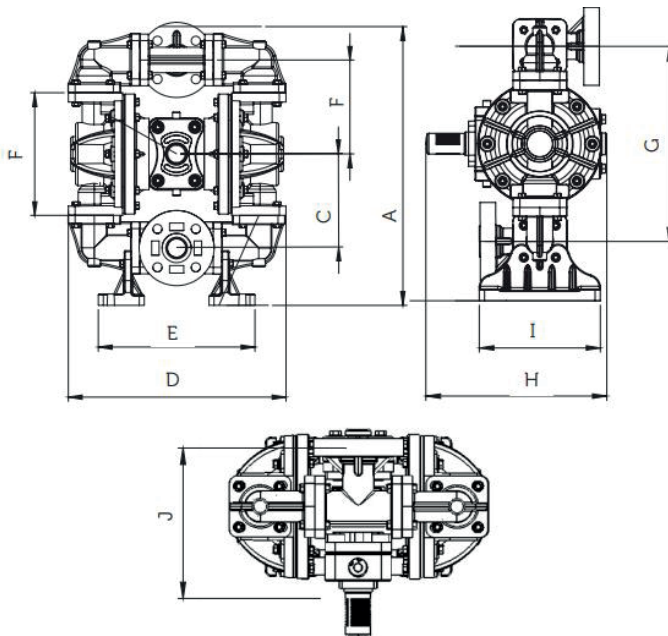
PUMP TECHNICAL SPECIFICATIONS

- Max. Capacity** : 55 l/min
- Fluid Inlet-Outlet** : 3/4"
- Max. Fluid Discharge** : 7 bar
- Body Material** : PVDF
- Air Inlet Size** : 1/4"
- Solid Particle Size** : 3 mm
- Dry Suction Depth** : 6 m
- Max Air Pressure** : 7 bar
- Diaphragm Options** : Santoprene, Neoprene, Buna-N, EPDM, Teflon, Viton
- Ball Options** : Santoprene, Neoprene, Buna-N, EPDM, Teflon, Viton
- Ball Seat Options** : Santoprene, Neoprene, Buna-N, EPDM, Teflon, Viton


DIAPHRAGM PUMPS PERFORMANCE CURVES



PUMP EXTERNAL DIMENSIONS



A	B	C	D	E	F	G	H	I	J
340	112	112	262	188	147	225	210	140	152



APPLICATION AREAS

- ☰
WASTE WATER TREATMENT
⚡
MINING - ENERGY
- 👔
TEXTILE
🎯
MARINE
- 📦
PACKAGING
⚙️
MACHINE-AUTOMATION
- 🧪
CHEMICAL INDUSTRY
🔋
BATTERY ACCUMULATOR
- 🚗
AUTOMOTIVE
🏭
COATING INDUSTRY
- 🍷
FOOD INDUSTRY
🏠
DEFENSE INDUSTRY
- 🔨
PAINT INDUSTRY

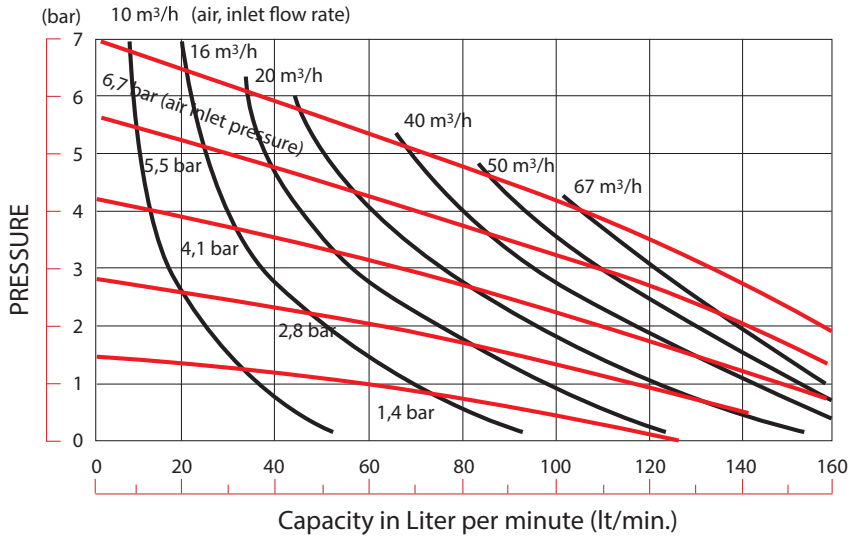
ADVANTAGES

- 1) Solid particles may pass through the pump.
- 2) Maintenance cost is low.
- 3) Liquid flow rate can also be adjusted when the air inlet pressure of the pump is adjusted.
- 4) The pump's air valve and pilot valve repair kits can be repaired without disassembling the pump.
- 5) It has the feature of working dry.
- 6) The suction depth of this pump is 6 m.
- 7) The liquid connection of the pump can be both flange and threaded.

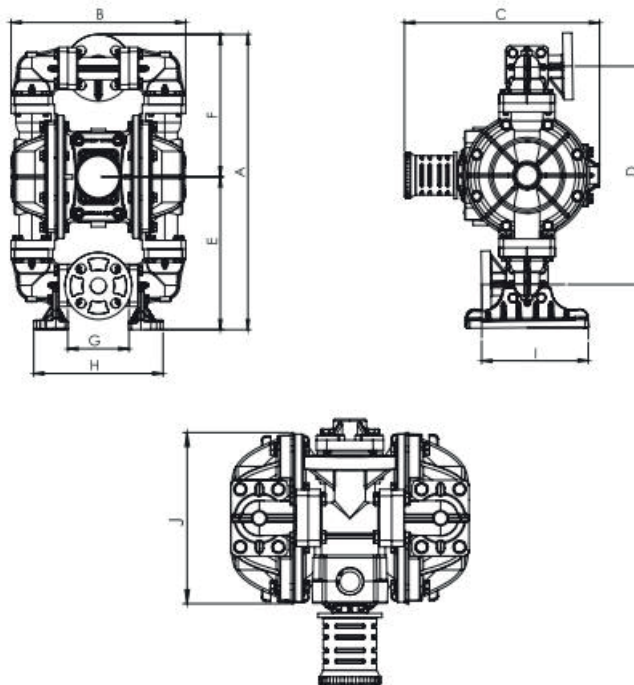
PUMP TECHNICAL SPECIFICATIONS

- Max. Capacity** : 150 l/min
- Fluid Inlet-Outlet** : 1"
- Max. Fluid Discharge** : 7 bar
- Body Material** : PVDF
- Air Inlet Size** : ½"
- Solid Particle Size** : 4 mm
- Dry Suction Depth** : 6 m
- Max Air Pressure** : 7 bar
- Diaphragm Options** : Santoprene, Neoprene, Buna-N, EPDM, Teflon, Viton
- Ball Options** : Santoprene, Neoprene, Buna-N, EPDM, Teflon, Viton
- Ball Seat Options** : Santoprene, Neoprene, Buna-N, EPDM, Teflon, Viton

DIAPHRAGM PUMPS PERFORMANCE CURVES



PUMP EXTERNAL DIMENSIONS



A	B	C	D	E	F	G	H	I	J
482	285	318	356	250	232	100	211	174	205

HP15 PVDF SERIES PLASTIC BODY PUMP

HUGEPUMP



APPLICATION AREAS

 WASTE WATER TREATMENT	 MINING - ENERGY
 TEXTILE	 MARINE
 PACKAGING	 MACHINE-AUTOMATION
 CHEMICAL INDUSTRY	 BATTERY ACCUMULATOR
 AUTOMOTIVE	 COATING INDUSTRY
 FOOD INDUSTRY	 DEFENSE INDUSTRY
 PAINT INDUSTRY	

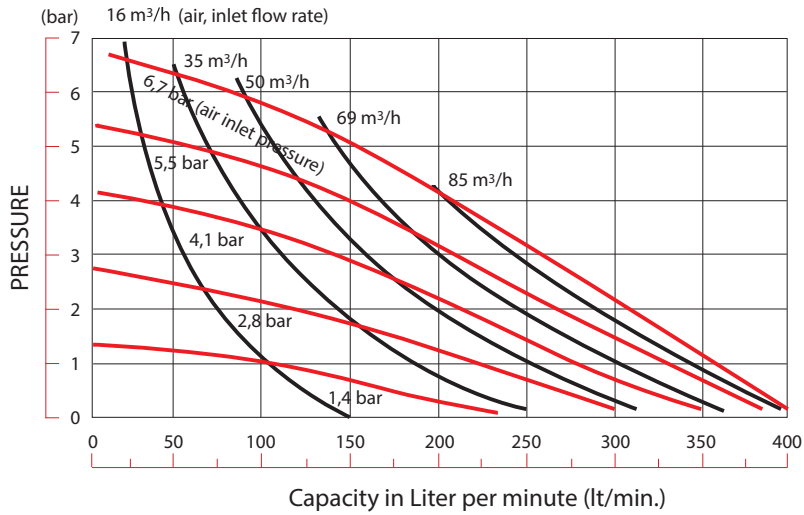
ADVANTAGES

- 1) Solid particles may pass through the pump.
- 2) Maintenance cost is low.
- 3) Liquid flow rate can also be adjusted when the air inlet pressure of the pump is adjusted.
- 4) The pump's air valve and pilot valve repair kits can be repaired without disassembling the pump.
- 5) It has the feature of working dry.
- 6) The suction depth of this pump is 6 m.
- 7) The liquid connection of the pump can be both flange and threaded.

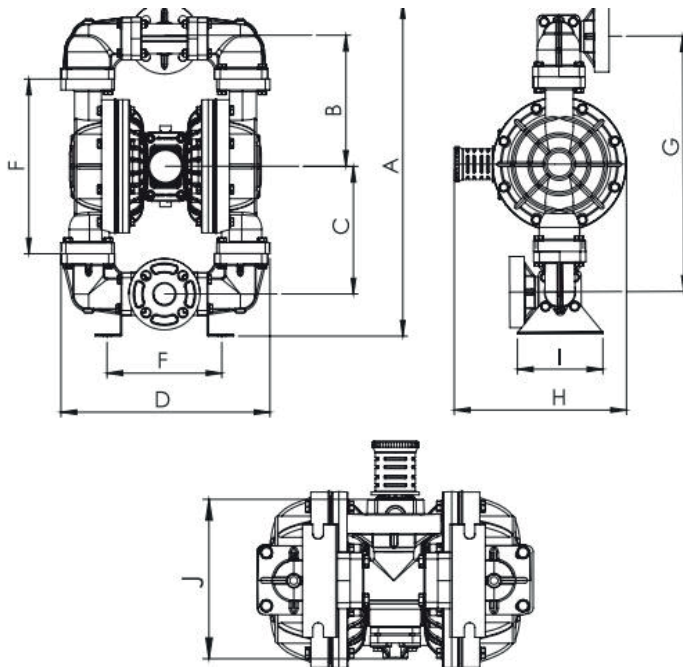
PUMP TECHNICAL SPECIFICATIONS

Max. Capacity	: 400 l/min
Fluid Inlet-Outlet	: 1½"
Max. Fluid Discharge	: 7 bar
Body Material	: PVDF
Air Inlet Size	: 3/4"
Solid Particle Size	: 6 mm
Dry Suction Depth	: 6 m
Max Air Pressure	: 7 bar
Diaphragm Options	: Santoprene, Neoprene, Buna-N, EPDM, Teflon, Viton
Ball Options	: Santoprene, Neoprene, Buna-N, EPDM, Teflon, Viton
Ball Seat Options	: Santoprene, Neoprene, Buna-N, EPDM, Teflon, Viton

DIAPHRAGM PUMPS PERFORMANCE CURVES



PUMP EXTERNAL DIMENSIONS



A	B	C	D	E	F	G	H	I	J
703	276	269	440	242	368	538	363	180	254



APPLICATION AREAS

- WASTE WATER TREATMENT
- TEXTILE
- PACKAGING
- CHEMICAL INDUSTRY
- AUTOMOTIVE
- FOOD INDUSTRY
- PAINT INDUSTRY
- MINING - ENERGY
- MARINE
- MACHINE-AUTOMATION
- BATTERY ACCUMULATOR
- COATING INDUSTRY
- DEFENSE INDUSTRY

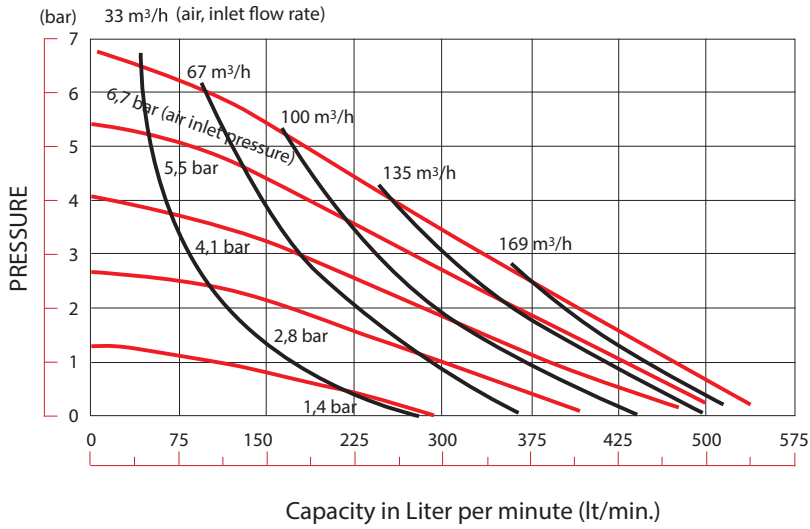
ADVANTAGES

- 1) Solid particles may pass through the pump.
- 2) Maintenance cost is low.
- 3) Liquid flow rate can also be adjusted when the air inlet pressure of the pump is adjusted.
- 4) The pump's air valve and pilot valve repair kits can be repaired without disassembling the pump.
- 5) It has the feature of working dry.
- 6) The suction depth of this pump is 6 m.
- 7) The liquid connection of the pump can be both flange and threaded.

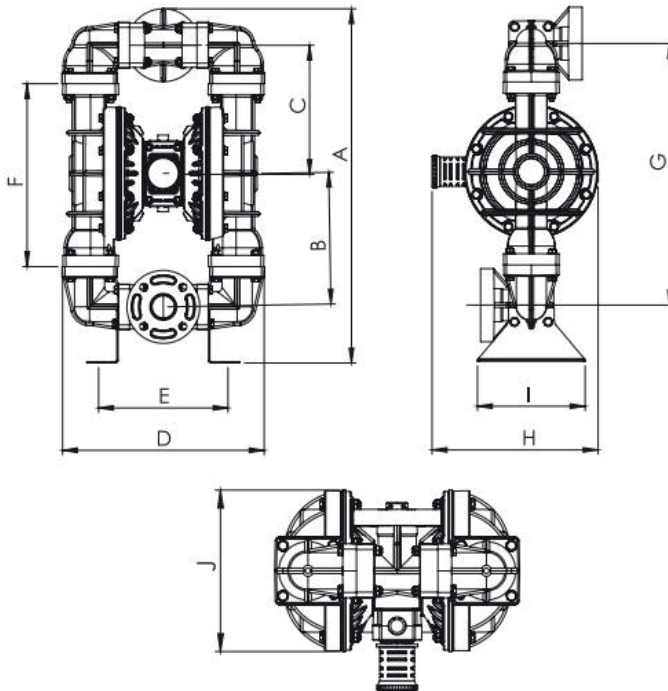
PUMP TECHNICAL SPECIFICATIONS

- Max. Capacity** : 560 l/min
- Fluid Inlet-Outlet** : 2"
- Max. Fluid Discharge** : 7 bar
- Body Material** : PVDF
- Air Inlet Size** : 3/4"
- Solid Particle Size** : 6 mm
- Dry Suction Depth** : 6 m
- Max Air Pressure** : 7 bar
- Diaphragm Options** : Santoprene, Neoprene, Buna-N, EPDM, Teflon, Viton
- Ball Options** : Santoprene, Neoprene, Buna-N, EPDM, Teflon, Viton
- Ball Seat Options** : Santoprene, Neoprene, Buna-N, EPDM, Teflon, Viton

DIAPHRAGM PUMPS PERFORMANCE CURVES



PUMP EXTERNAL DIMENSIONS



A	B	C	D	E	F	G	H	I	J
790	294	288	450	288	408	584	370	240	298



APPLICATION AREAS

	WASTE WATER TREATMENT		MINING - ENERGY
	TEXTILE		MARINE
	PACKAGING		MACHINE-AUTOMATION
	CHEMICAL INDUSTRY		BATTERY ACCUMULATOR
	AUTOMOTIVE		COATING INDUSTRY
	FOOD INDUSTRY		DEFENSE INDUSTRY
	PAINT INDUSTRY		

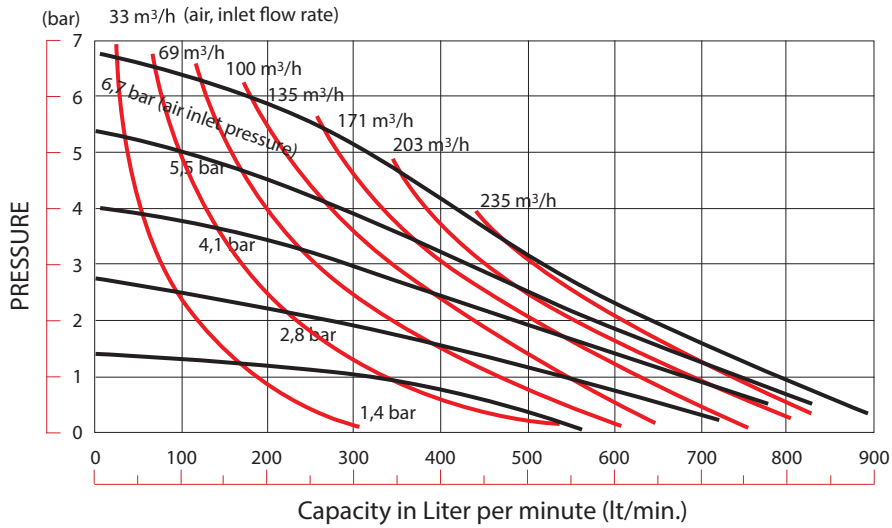
ADVANTAGES

- 1) Solid particles may pass through the pump.
- 2) Maintenance cost is low.
- 3) Liquid flow rate can also be adjusted when the air inlet pressure of the pump is adjusted.
- 4) The pump's air valve and pilot valve repair kits can be repaired without disassembling the pump.
- 5) It has the feature of working dry.
- 6) The suction depth of this pump is 6 m.
- 7) The liquid connection of the pump can be both flange and threaded.

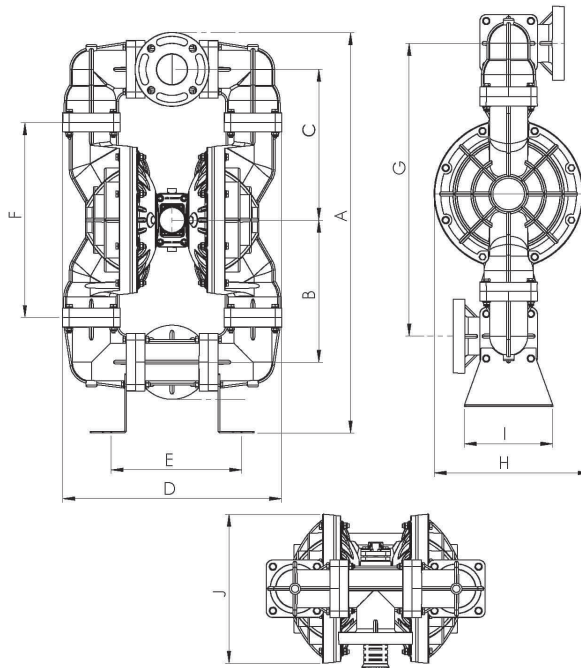
PUMP TECHNICAL SPECIFICATIONS

Max. Capacity	: 890 l/min
Fluid Inlet-Outlet	: 3"
Max. Fluid Discharge	: 7 bar
Body Material	: PVDF
Air Inlet Size	: 3/4"
Solid Particle Size	: 8 mm
Dry Suction Depth	: 6 m
Max Air Pressure	: 7 bar
Diaphragm Options	: Santoprene, Neoprene, Buna-N, EPDM, Teflon, Viton
Ball Options	: Santoprene, Neoprene, Buna-N, EPDM, Teflon, Viton
Ball Seat Options	: Santoprene, Neoprene, Buna-N, EPDM, Teflon, Viton

DIAPHRAGM PUMPS PERFORMANCE CURVES



PUMP EXTERNAL DIMENSIONS



A	B	C	D	E	F	G	H	I	J
1085	385	408	594	353	528	794	424	240	404



APPLICATION AREAS

-  WASTE WATER TREATMENT
-  MINING - ENERGY
-  TEXTILE
-  MARINE
-  PACKAGING
-  MACHINE-AUTOMATION
-  CHEMICAL INDUSTRY
-  AUTOMOTIVE
-  FOOD INDUSTRY
-  PAINT INDUSTRY

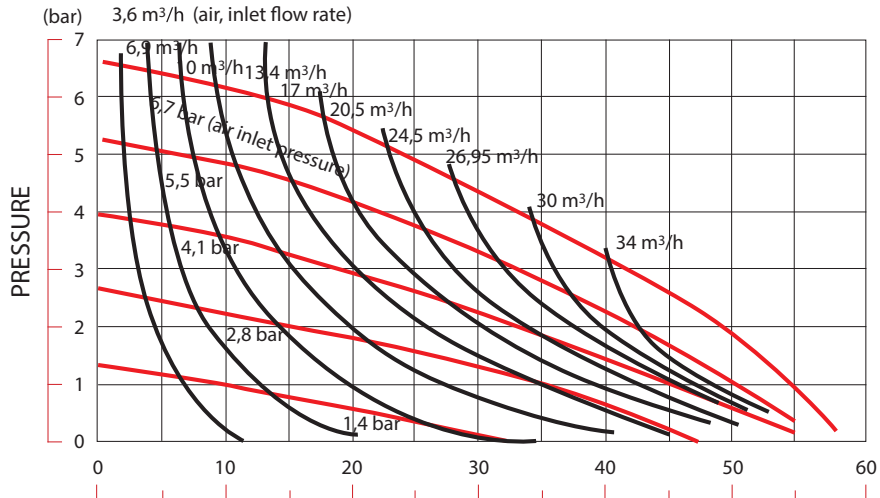
ADVANTAGES

- 1) Solid particles may pass through the pump.
- 2) Maintenance cost is low.
- 3) Liquid flow rate can also be adjusted when the air inlet pressure of the pump is adjusted.
- 4) The pump's air valve and pilot valve repair kits can be repaired without disassembling the pump.
- 5) It has the feature of working dry.
- 6) The suction depth of this pump is 6 m.
- 7) The liquid connection of the pump can be both flange and threaded.

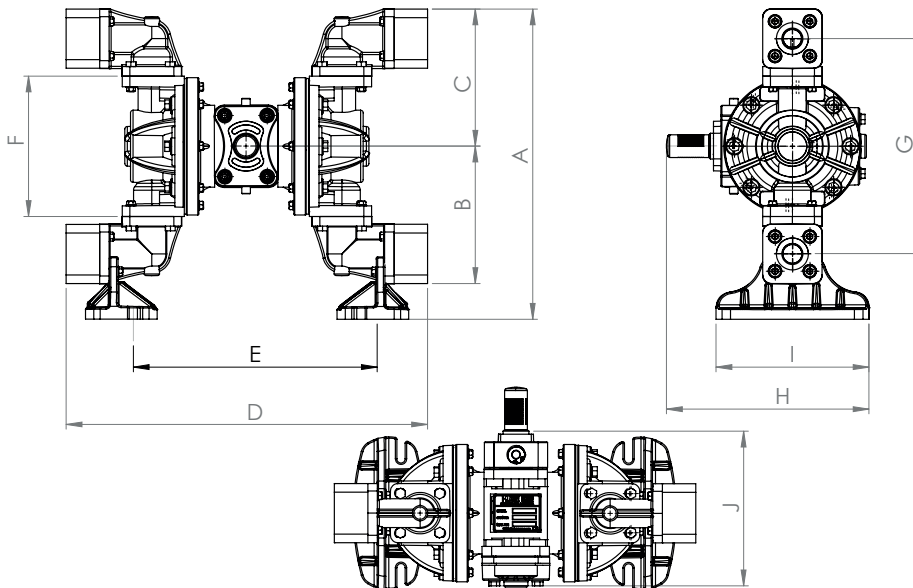
PUMP TECHNICAL SPECIFICATIONS

- Max. Capacity** : 55 l/min
- Fluid Inlet-Outlet** : 3/4"
- Max. Fluid Discharge** : 7 bar
- Body Material** : Polipropilen, Polipropilen Black, PVDF
- Air Inlet Size** : 1/4"
- Solid Particle Size** : 3 mm
- Dry Suction Depth** : 6 m
- Max Air Pressure** : 7 bar
- Diaphragm Options** : Santoprene, Neoprene, Buna-N, EPDM, Teflon, Viton
- Ball Options** : Santoprene, Neoprene, Buna-N, EPDM, Teflon, Viton
- Ball Seat Options** : Santoprene, Neoprene, Buna-N, EPDM, Teflon, Viton


DIAPHRAGM PUMPS PERFORMANCE CURVES



PUMP EXTERNAL DIMENSIONS



A	B	C	D	E	F	G	H	I	J
325	144	144	380	255	147	255	212	160	162



APPLICATION AREAS

-  WASTE WATER TREATMENT
-  TEXTILE
-  PACKAGING
-  CHEMICAL INDUSTRY
-  AUTOMOTIVE
-  FOOD INDUSTRY
-  PAINT INDUSTRY
-  MINING - ENERGY
-  MARINE
-  MACHINE-AUTOMATION
-  BATTERY ACCUMULATOR
-  COATING INDUSTRY
-  DEFENSE INDUSTRY

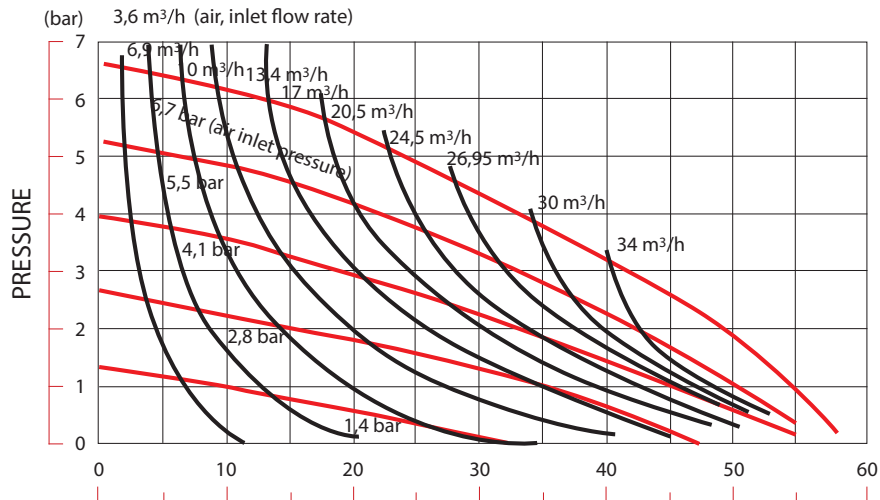
ADVANTAGES

- 1) Solid particles may pass through the pump.
- 2) Maintenance cost is low.
- 3) Liquid flow rate can also be adjusted when the air inlet pressure of the pump is adjusted.
- 4) The pump's air valve and pilot valve repair kits can be repaired without disassembling the pump.
- 5) It has the feature of working dry.
- 6) The suction depth of this pump is 6 m.
- 7) The liquid connection of the pump can be both flange and threaded.

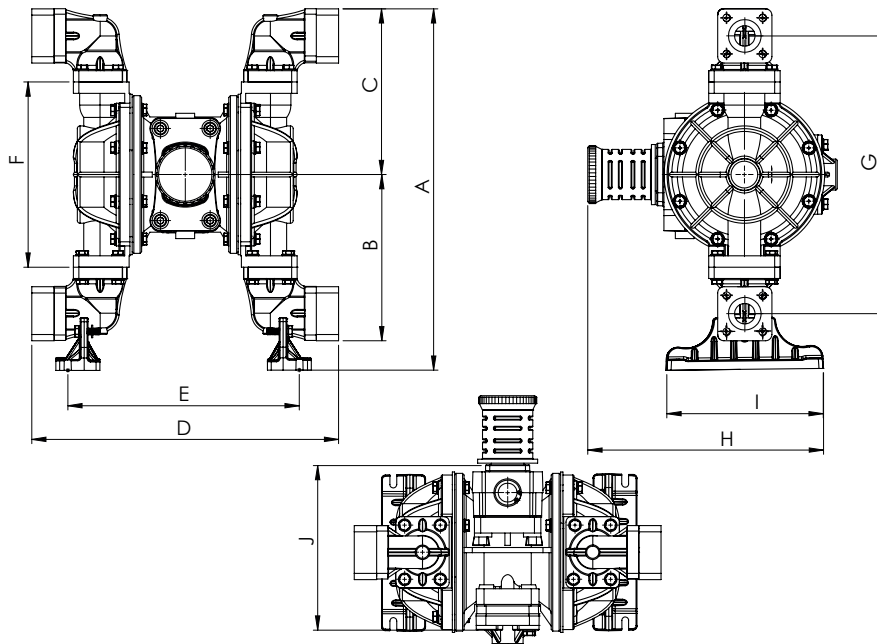
PUMP TECHNICAL SPECIFICATIONS

- Max. Capacity** : 150 l/min
- Fluid Inlet-Outlet** : 1"
- Max. Fluid Discharge** : 7 bar
- Body Material** : Polipropilen, Polipropilen Black, PVDF
- Air Inlet Size** : 1/2"
- Solid Particle Size** : 4 mm
- Dry Suction Depth** : 6 m
- Max Air Pressure** : 7 bar
- Diaphragm Options** : Santoprene, Neoprene, Buna-N, EPDM, Teflon, Viton
- Ball Options** : Santoprene, Neoprene, Buna-N, EPDM, Teflon, Viton
- Ball Seat Options** : Santoprene, Neoprene, Buna-N, EPDM, Teflon, Viton

DIAPHRAGM PUMPS PERFORMANCE CURVES



PUMP EXTERNAL DIMENSIONS



A	B	C	D	E	F	G	H	I	J
460	212	212	390	295	236	354	300	200	210



APPLICATION AREAS:



-  WASTE WATER TREATMENT
-  TEXTILE
-  PACKAGING
-  CHEMICAL INDUSTRY
-  AUTOMOTIVE
-  FOOD INDUSTRY
-  PAINT INDUSTRY

ADVANTAGES



- 1) Solid particles may pass through the pump.
- 2) The pump is ex-proof. (Suitable for explosive and flammable fluids.)
- 3) Maintenance cost is low.
- 4) Liquid flow rate can also be adjusted when the air inlet pressure of the pump is adjusted.
- 5) The pump's air valve and pilot valve repair kits can be repaired without disassembling the pump.
- 6) It has the feature of working dry.
- 7) The suction depth of this pump is 1 m.

PUMP TECHNICAL SPECIFICATIONS



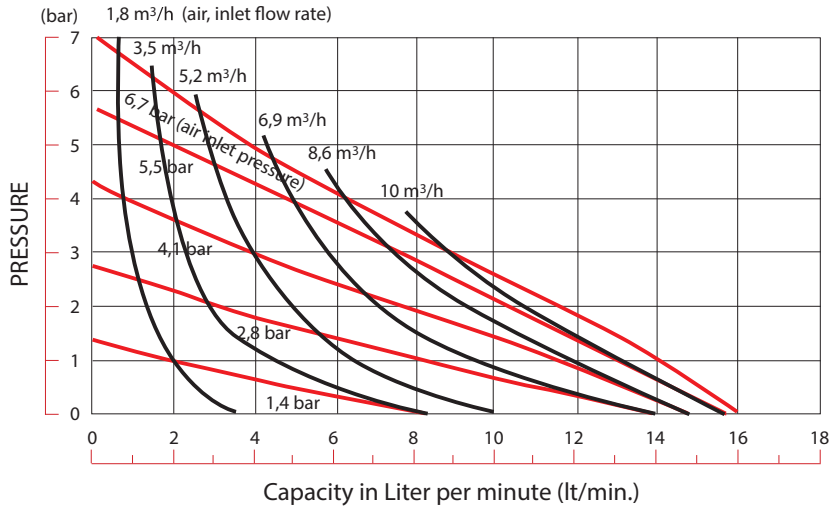
Max. Capacity	: 16 l/min
Fluid Inlet-Outlet	: 1/4"
Max. Fluid Discharge	: 7 bar
Body Material	: Conductive Polipropilen
Air Inlet Size	: 1/4"
Solid Particle Size	: 1 mm
Dry Suction Depth	: 1m 1,5 m
Max Air Pressure	: 7 bar
Diaphragm Options	: Santoprene, Neoprene, Buna-N, EPDM, Teflon, Viton
Ball Options	: Santoprene, Neoprene, Buna-N, EPDM, Teflon, Viton
Ball Seat Options	: Santoprene, Neoprene, Buna-N, EPDM, Teflon, Viton



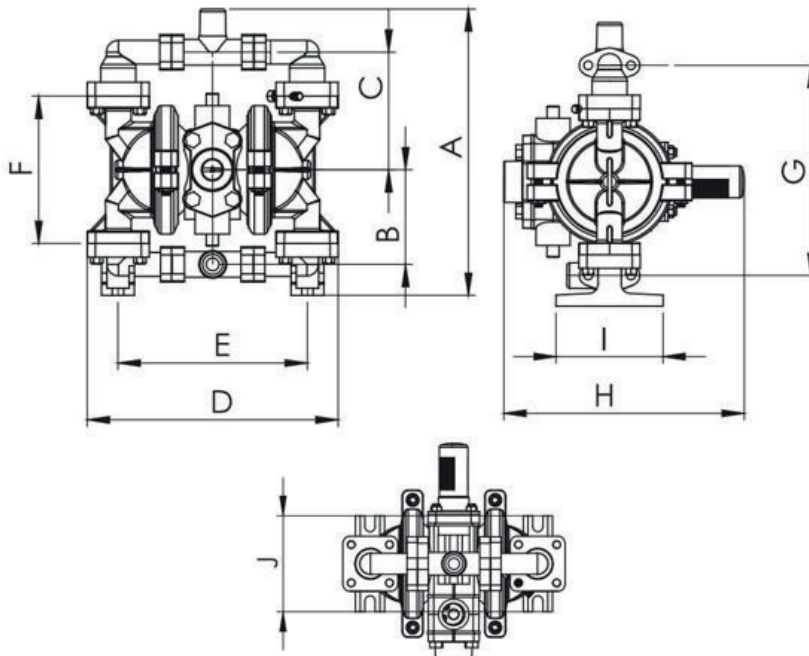
Ex h IIB T(80°C) Gb
Ex h IIIB T(80°C) Db
Ex h I M2 T(80°C) Mb

Note: The valve parts of the pumps are made of conductive polypropylene.

DIAPHRAGM PUMPS PERFORMANCE CURVES



PUMP EXTERNAL DIMENSIONS



A	B	C	D	E	F	G	H	I	J
212	70	87	186	140	109	157	180	80	80

HP05 PLASTIC BODY ATEX PUMP

HUGE PUMP



APPLICATION AREAS

- WASTE WATER TREATMENT
- MINING - ENERGY
- TEXTILE
- MARINE
- PACKAGING
- MACHINE-AUTOMATION
- CHEMICAL INDUSTRY
- AUTOMOTIVE
- FOOD INDUSTRY
- PAINT INDUSTRY

ADVANTAGES

- 1) Solid particles may pass through the pump.
- 2) The pump is ex-proof. (Suitable for explosive and flammable fluids.)
- 3) Maintenance cost is low.
- 4) Liquid flow rate can also be adjusted when the air inlet pressure of the pump is adjusted.
- 5) The pump's air valve and pilot valve repair kits can be repaired without disassembling the pump.
- 6) It has the feature of working dry.
- 7) The suction depth of this pump is 6 m.
- 8) The liquid connection of the pump can be both flange and threaded.

PUMP TECHNICAL SPECIFICATIONS

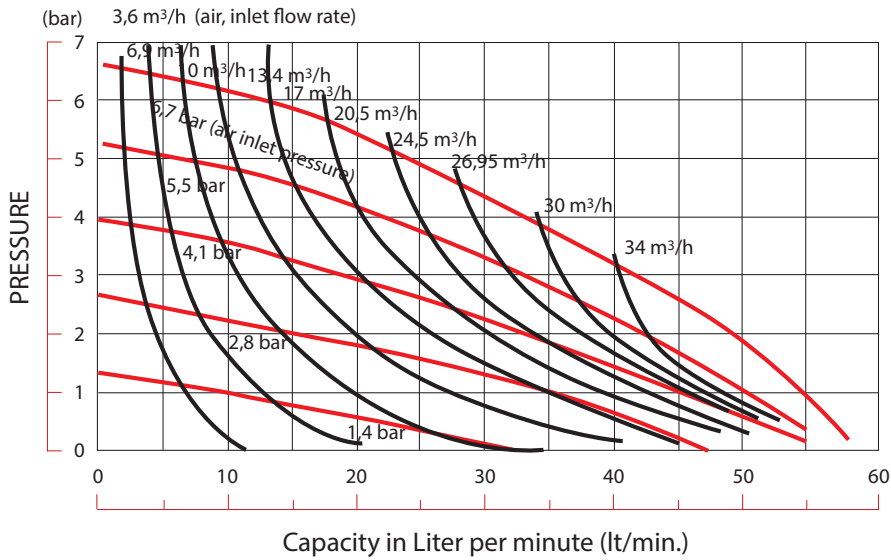
- Max. Capacity** : 55 l/min
- Fluid Inlet-Outlet** : 3/4"
- Max. Fluid Discharge** : 7 bar
- Body Material** : Conductive Polipropilen
- Air Inlet Size** : 1/4"
- Solid Particle Size** : 3 mm
- Dry Suction Depth** : 6 m
- Max Air Pressure** : 7 bar
- Diaphragm Options** : Santoprene, Neoprene, Buna-N, EPDM, Teflon, Viton
- Ball Options** : Santoprene, Neoprene, Buna-N, EPDM, Teflon, Viton
- Ball Seat Options** : Santoprene, Neoprene, Buna-N, EPDM, Teflon, Viton



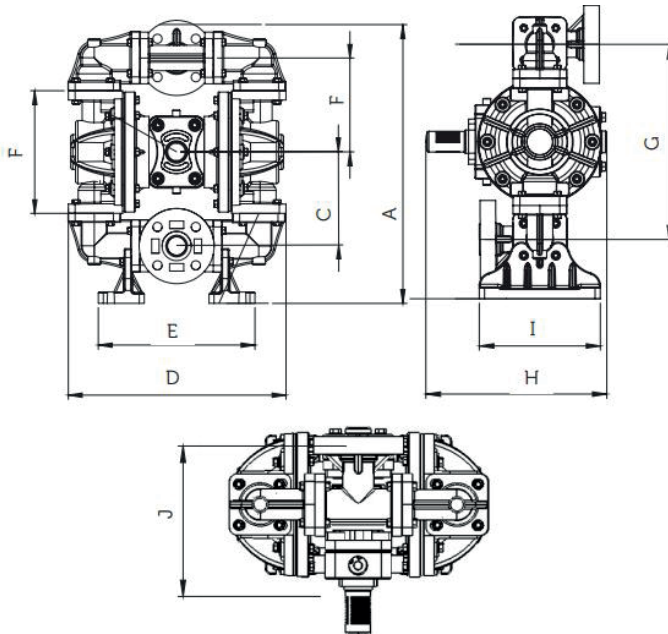
Ex h IIB T(80°C) Gb
Ex h IIIB T(80°C) Db
Ex h I M2 T(80°C) Mb

Note: The valve parts of the pumps are made of conductive polypropylene.

DIAPHRAGM PUMPS PERFORMANCE CURVES



PUMP EXTERNAL DIMENSIONS



A	B	C	D	E	F	G	H	I	J
340	112	112	262	188	147	225	210	140	152



APPLICATION AREAS:

- WASTE WATER TREATMENT
- MINING - ENERGY
- TEXTILE
- MARINE
- PACKAGING
- MACHINE-AUTOMATION
- CHEMICAL INDUSTRY
- BATTERY ACCUMULATOR
- AUTOMOTIVE
- COATING INDUSTRY
- FOOD INDUSTRY
- DEFENSE INDUSTRY
- PAINT INDUSTRY

ADVANTAGES

- 1) Solid particles may pass through the pump.
- 2) The pump is ex-proof. (Suitable for explosive and flammable fluids.)
- 3) Maintenance cost is low.
- 4) Liquid flow rate can also be adjusted when the air inlet pressure of the pump is adjusted.
- 5) The pump's air valve and pilot valve repair kits can be repaired without disassembling the pump.
- 6) It has the feature of working dry.
- 7) The suction depth of this pump is 6 m.
- 8) The liquid connection of the pump can be both flange and threaded.

PUMP TECHNICAL SPECIFICATIONS

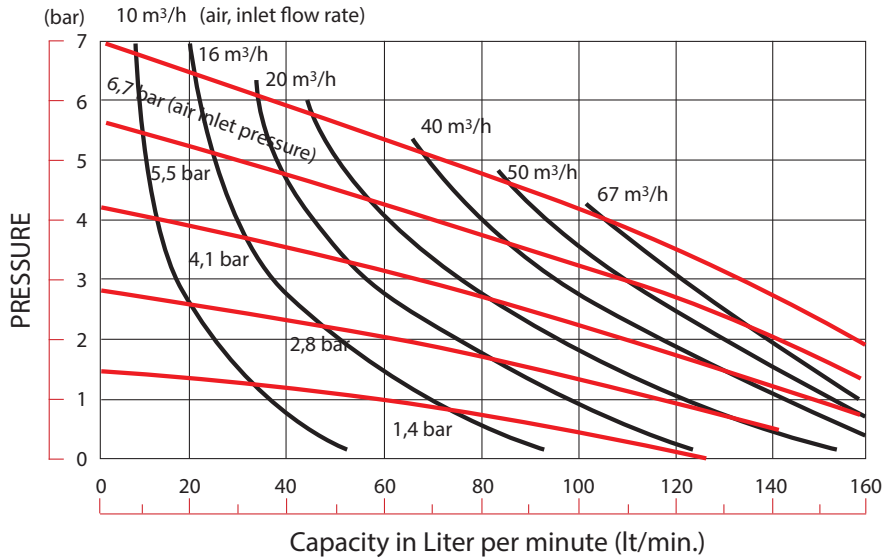
- Max. Capacity** : 150 l/min
- Fluid Inlet-Outlet** : 1"
- Max. Fluid Discharge** : 7 bar
- Body Material** : Conductive Polipropilen
- Air Inlet Size** : 1/2"
- Solid Particle Size** : 4 mm
- Dry Suction Depth** : 6 m
- Max Air Pressure** : 7 bar
- Diaphragm Options** : Santoprene, Neoprene, Buna-N, EPDM, Teflon, Viton
- Ball Options** : Santoprene, Neoprene, Buna-N, EPDM, Teflon, Viton
- Ball Seat Options** : Santoprene, Neoprene, Buna-N, EPDM, Teflon, Viton



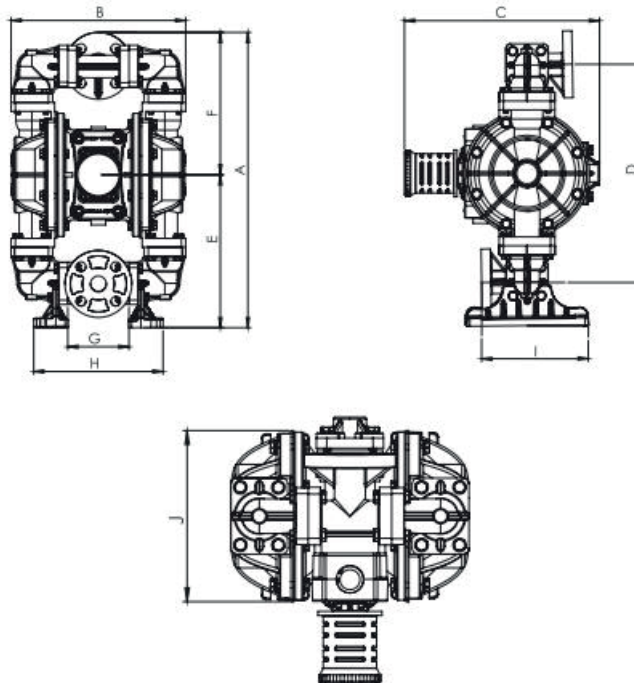
Ex h IIB T(80°C) Gb
Ex h IIIB T(80°C) Db
Ex h I M2 T(80°C) Mb

Note: The valve parts of the pumps are made of conductive polypropylene.

DIAPHRAGM PUMPS PERFORMANCE CURVES



PUMP EXTERNAL DIMENSIONS



A	B	C	D	E	F	G	H	I	J
482	285	318	356	250	232	100	211	174	205

HP15 PLASTIC BODY ATEX PUMP

HUGEPUMP



APPLICATION AREAS

	WASTE WATER TREATMENT		MINING - ENERGY
	TEXTILE		MARINE
	PACKAGING		MACHINE-AUTOMATION
	CHEMICAL INDUSTRY		BATTERY ACCUMULATOR
	AUTOMOTIVE		COATING INDUSTRY
	FOOD INDUSTRY		DEFENSE INDUSTRY
	PAINT INDUSTRY		

ADVANTAGES

- 1) Solid particles may pass through the pump.
- 2) The pump is ex-proof. (Suitable for explosive and flammable fluids.)
- 3) Maintenance cost is low.
- 4) Liquid flow rate can also be adjusted when the air inlet pressure of the pump is adjusted.
- 5) The pump's air valve and pilot valve repair kits can be repaired without disassembling the pump.
- 6) It has the feature of working dry.
- 7) The suction depth of this pump is 6 m.
- 8) The liquid connection of the pump can be both flange and threaded.

PUMP TECHNICAL SPECIFICATIONS

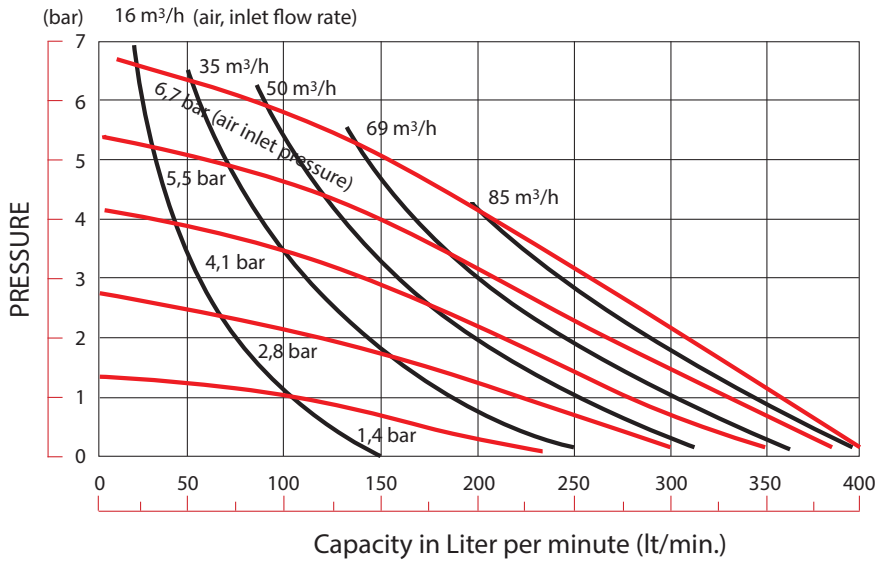
Max. Capacity	: 400 l/min
Fluid Inlet-Outlet	: 1½"
Max. Fluid Discharge	: 7 bar
Body Material	: Conductive Polipropilen
Air Inlet Size	: 3/4"
Solid Particle Size	: 6 mm
Dry Suction Depth	: 6 m
Max Air Pressure	: 7 bar
Diaphragm Options	: Santoprene, Neoprene, Buna-N, EPDM, Teflon, Viton
Ball Options	: Santoprene, Neoprene, Buna-N, EPDM, Teflon, Viton
Ball Seat Options	: Santoprene, Neoprene, Buna-N, EPDM, Teflon, Viton



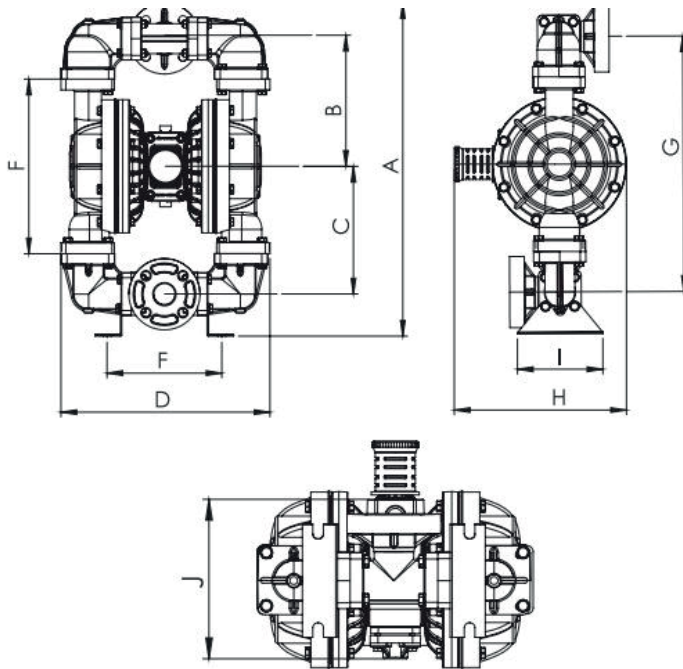
Ex h IIB T(80°C) Gb
Ex h IIIB T(80°C) Db
Ex h I M2 T(80°C) Mb

Note: The valve parts of the pumps are made of conductive polypropylene.

DIAPHRAGM PUMPS PERFORMANCE CURVES



PUMP EXTERNAL DIMENSIONS



A	B	C	D	E	F	G	H	I	J
703	276	269	440	242	368	538	363	180	254

HP20 PLASTIC BODY ATEX PUMP

HUGEPUMP



APPLICATION AREAS

- WASTE WATER TREATMENT
- TEXTILE
- PACKAGING
- CHEMICAL INDUSTRY
- AUTOMOTIVE
- FOOD INDUSTRY
- PAINT INDUSTRY
- MINING - ENERGY
- MARINE
- MACHINE-AUTOMATION
- BATTERY ACCUMULATOR
- COATING INDUSTRY
- DEFENSE INDUSTRY

ADVANTAGES

- 1) Solid particles may pass through the pump.
- 2) The pump is ex-proof. (Suitable for explosive and flammable fluids.)
- 3) Maintenance cost is low.
- 4) Liquid flow rate can also be adjusted when the air inlet pressure of the pump is adjusted.
- 5) The pump's air valve and pilot valve repair kits can be repaired without disassembling the pump.
- 6) It has the feature of working dry.
- 7) The suction depth of this pump is 6 m.
- 8) The liquid connection of the pump can be both flange and threaded.

PUMP TECHNICAL SPECIFICATIONS

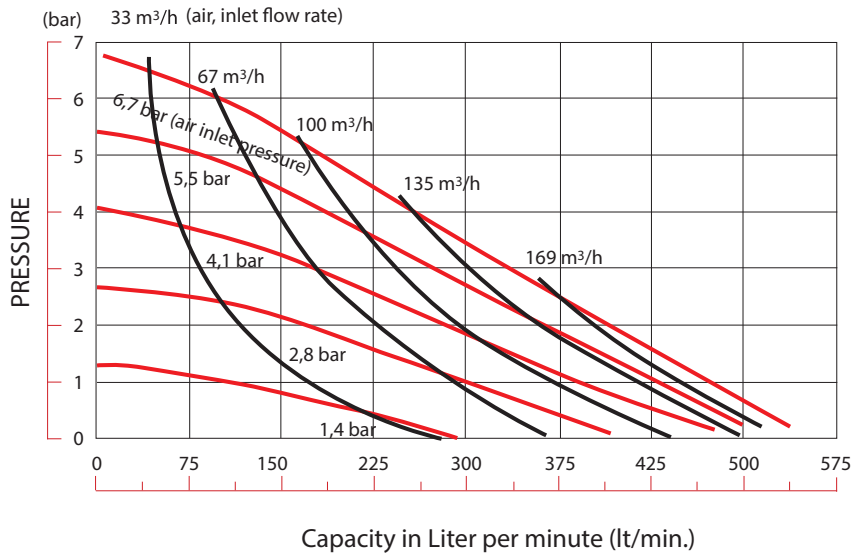
Max. Capacity	: 560 l/min
Fluid Inlet-Outlet	: 2"
Max. Fluid Discharge	: 7 bar
Body Material	: Conductive Polipropilen
Air Inlet Size	: 3/4"
Solid Particle Size	: 6 mm
Dry Suction Depth	: 6 m
Max Air Pressure	: 7 bar
Diaphragm Options	: Santoprene, Neoprene, Buna-N, EPDM, Teflon, Viton
Ball Options	: Santoprene, Neoprene, Buna-N, EPDM, Teflon, Viton
Ball Seat Options	: Santoprene, Neoprene, Buna-N, EPDM, Teflon, Viton



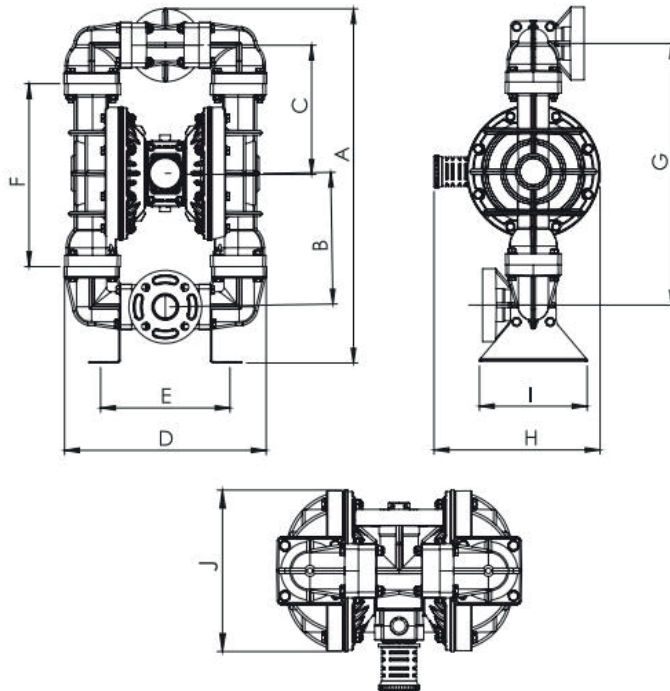
Ex h IIB T(80°C) Gb
Ex h IIIB T(80°C) Db
Ex h I M2 T(80°C) Mb

Note: The valve parts of the pumps are made of conductive polypropylene.

DIAPHRAGM PUMPS PERFORMANCE CURVES



PUMP EXTERNAL DIMENSIONS



A	B	C	D	E	F	G	H	I	J
790	294	288	450	288	408	584	370	240	298

HP30 PLASTIC BODY ATEX PUMP

HUGEPUMP



APPLICATION AREAS

 WASTE WATER TREATMENT	 MINING - ENERGY
 TEXTILE	 MARINE
 PACKAGING	 MACHINE-AUTOMATION
 CHEMICAL INDUSTRY	 BATTERY ACCUMULATOR
 AUTOMOTIVE	 COATING INDUSTRY
 FOOD INDUSTRY	 DEFENSE INDUSTRY
 PAINT INDUSTRY	

ADVANTAGES

- 1) Solid particles may pass through the pump.
- 2) The pump is ex-proof. (Suitable for explosive and flammable fluids.)
- 3) Maintenance cost is low.
- 4) Liquid flow rate can also be adjusted when the air inlet pressure of the pump is adjusted.
- 5) The pump's air valve and pilot valve repair kits can be repaired without disassembling the pump.
- 6) It has the feature of working dry.
- 7) The suction depth of this pump is 6 m.
- 8) The liquid connection of the pump can be both flange and threaded.

PUMP TECHNICAL SPECIFICATIONS

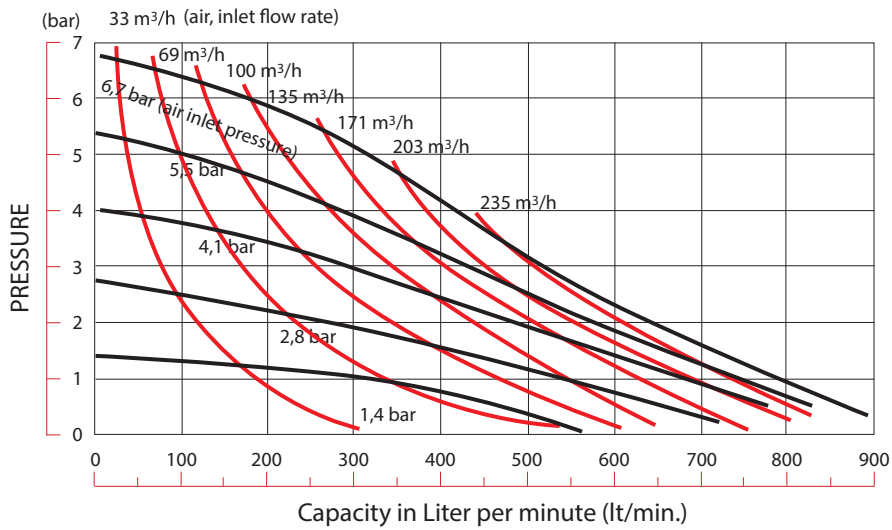
Max. Capacity	: 890 l/min
Fluid Inlet-Outlet	: 3"
Max. Fluid Discharge	: 7 bar
Body Material	: Conductive Polipropilen
Air Inlet Size	: 3/4"
Solid Particle Size	: 8 mm
Dry Suction Depth	: 6 m
Max Air Pressure	: 7 bar
Diaphragm Options	: Santoprene, Neoprene, Buna-N, EPDM, Teflon, Viton
Ball Options	: Santoprene, Neoprene, Buna-N, EPDM, Teflon, Viton
Ball Seat Options	: Santoprene, Neoprene, Buna-N, EPDM, Teflon, Viton



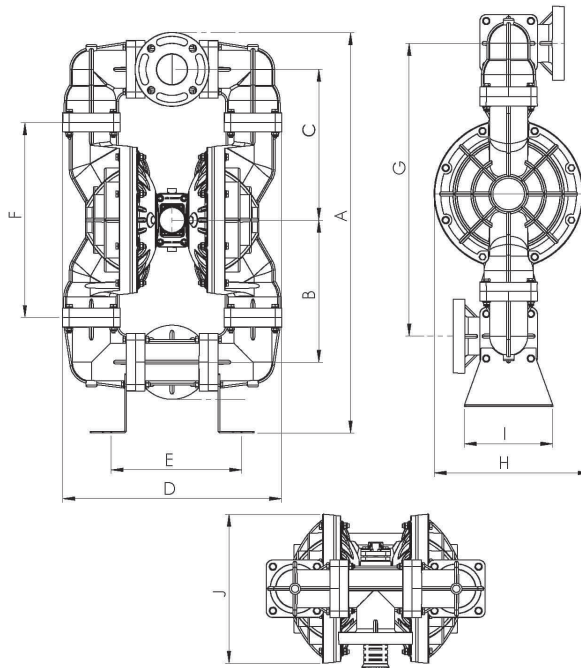
Ex h IIB T(80°C) Gb
Ex h IIIB T(80°C) Db
Ex h I M2 T(80°C) Mb

Note: The valve parts of the pumps are made of conductive polypropylene.

DIAPHRAGM PUMPS PERFORMANCE CURVES



PUMP EXTERNAL DIMENSIONS



A	B	C	D	E	F	G	H	I	J
1085	385	408	594	353	528	794	424	240	404